

SEMPERIT

TOP PERFORMANCE UNDER PRESSURE

SEMPERIT HYDRAULIC AND PRESSURE WASHER HOSES

SEMPERIT

The Austrian Semperit AG is an international group of companies for highly specialized rubber products. As leading European manufacturer of **hydraulic hoses**, the **Semperit Hoses** business develops and distributes products from highest quality standards for a wide range of applications since 1872.







TABLE OF CONTENT

	1. HYDRAULIC HOSES – GENERAL INFORMATION	4
	2. HYDRAULIC HOSE TYPE	
	2.1. ONE WIRE BRAID HYDRAULIC HOSES	
	• DIN EN 853 1SN / SAE 100 R1AT	9
	• DIN EN 857 1SC	10
	• SAE 100 R17	11
	2.2. TWO WIRE BRAID HYDRAULIC HOSES	
	• DIN EN 853 2SN / SAE 100 R2AT	12
	• DIN EN 857 2SC	13
	• SAE 100 R16-S	14
	• SAE 100 R19	15
	2.3. SPECIALTIES WIRE BRAID HYDRAULIC HOSES	
	• SEMPERPAC 1SN-K	16
	• SEMPERRAIL 1SN-K	17
	• SEMPERPAC 2SN-K	18
	• SEMPERRAIL 2SN-K	19
	• SEMPERSHIELD SSC	20
	• DIN EN 853 1SN EHT	21
	• 1SN SEMPERCOLD	22
	• 2SN SEMPERCOLD	23
	• 1SC SEMPERCOLD	24
	• 2SC SEMPERCOLD	25
	• 2SN-K SEMPERCOLD	26
	• 1SC SEMPERFORK	27
	• SEMPERPILOT	28
	• AGROFLEX	29
	• JACKHOSE COMPACT	30
	• SUPERPAC SPC 2	31
	• FLEXLINE 1000	32
	• SEMPERHUB	33



2.4. MULTISPIRAL HYDRAULIC HOSES

- DIN EN 856 4SP 34
- DIN EN 856 4SH 35
- DIN EN 856 / SAE 100 R12 36
- DIN EN 856 / SAE 100 R13 37
- SAE 100 R15 38



2.5. SPECIALTIES MULTISPIRAL HYDRAULIC HOSES

- SEMPERRAIL 4SP 39
- FLEXLINE 4000 40
- FLEXLINE 5000 41
- FLEXLINE 6000 42
- FLEXLINE PLUS 43
- SEMPERMAX 44

3. PRESSURE WASHER HOSES – GENERAL INFORMATION 45



4. PRESSURE WASHER HOSE TYPES

- SEMPJET 1SN 49
- SEMPJET 2SN 50
- SEMPJET 210 51
- SEMPJET 250 52
- SEMPJET LONGLIFE 400 53
- SEMPJET LONGLIFE 500 54
- SEMPJET ECO 3000 55
- SEMPJET ECO 4000 56
- SEMPJET ECO 5000 57
- SEMPJET ECO 6000 58

5. HOSE TYPE APPROVAL CERTIFICATES SPECIFICATION OF HOSE LENGTH IN ONE SHIPMENT 59

6. GENERAL INFORMATION ON USE 61



**HYDRAULIC HOSES –
GENERAL INFORMATION**

HYDRAULIC HOSES AND WORKING MEDIUM

Our hydraulic hoses are generally suitable for mineral and synthetic oil based hydraulic fluids (HL, HLP, HLPD, HVLP), for oil water emulsions (HFAE, HFAS, HFB), and for water glycol solutions (HFC), as well as for vegetable and mineral oil-based lubricants . In individual cases, there may be restrictions to the use due to manufacturer specific oil additives .

Our hydraulic hoses are not designated for sale to the general public and do not fulfill the conditions for “GS-certification” (voluntary certification related to tested safety). If you or your customers should intend to sell our hydraulic hoses to the general public / or in case you require hydraulic hoses suited for GS-certification please contact a Semperit specialist.

Our hydraulic hoses are not suitable for hydraulic fluids based on chlorinated hydrocarbons or phosphate esters (HFD R/ S/T).

Our hydraulic hoses are suitable for compressed air up to a maximum of 50 bar/ 80°C, with a restricted service life time.

In principle, they are suitable for biodegradable hydraulic fluids (bio oils, HETG, HEPG, HEES), but this may be restricted by manufacturer specific oil additives.

Caution: The hose's inner surface (inner liner) must be appropriate for the medium used in the application (oil, water, air), as otherwise the hose can be damaged or destroyed by the working medium or its contents and eventually fail, which can result in (partial or serious) material damage and personal injury.

For safety reasons, in case of individual questions or uncertainties about the choice, use or proper handling, please contact a Semperit specialist.

DN			DIN EN 853 1 SN / SAE 100 R1AT	DIN EN 857 1 SC	SAE 100 R17	DIN EN 853 2 SN / SAE 100 R2AT	DIN EN 857 2 SC	SAE 100 R16-S	SEMPERPAC 1 SN-K	SEMPERRAIL 1 SN-K	SEMPERPAC 2 SN-K	SEMPERRAIL 2 SN-K	SEMPERSHIELD SSC	DIN EN 853 1 SN EHT	1SN SEMPERCOLD	2SN SEMPERCOLD	1SC SEMPERCOLD	2SC SEMPERCOLD	1SC SEMPERFORK	SEMPERPILOT	AGROFLEX	JACKHOSE COMPACT	SUPERPAC SPC 2
Working pressure [wp] in bar																							
mm	inch	dash	[wp]	[wp]	[wp]	[wp]	[wp]	[wp]	[wp]	[wp]	[wp]	[wp]	[wp]	[wp]	[wp]	[wp]	[wp]	[wp]	[wp]	[wp]	[wp]	[wp]	[wp]
6	1/4	-4	225	225	210	400	400	400	290	290	450	450	400	225	225	400	225	400		125	210	700	
8	5/16	-5	215	215	210	350	350	350	250	250	420	420	375	215	215	350	215	350		125	210		
10	3/8	-6	180	180	210	330	330	330	230	230	385	385	350	180	180	330	180	330	225	125	210	700	
12	1/2	-8	160	160	210	275	275	275	200	200	350	350	300	160	160	275	160	275		125	210		380
16	5/8	-10	130	130	210	250	250	250	150	150	290	290	275	130	130	250	130	250					350
19	3/4	-12	105	105	210	215	215	215	125	125	280	280	235	105	105	215	105	215					230
25	1	16	88	88	210	165	165	165	110	110	200	200	185	88	88	165	88	165					
31	1 1/4	-20	63			125			100		175			63	63	125							
38	1 1/2	-24	50	52		90		100						50									
51	2	-32	40			80	90							40									
Bend radius [br] in mm																							
mm	inch	dash	[br]	[br]	[br]	[br]	[br]	[br]	[br]	[br]	[br]	[br]	[br]	[br]	[br]	[br]	[br]	[br]	[br]	[br]	[br]	[br]	[br]
6	1/4	-4	100	75	50	100	75	50	40	40	45	45	75	100	100	100	75	75		30	45	75	
8	5/16	-5	115	85	55	115	85	55	55	55	60	60	85	115	115	115	85	85		40	50		
10	3/8	-6	125	90	65	125	90	65	65	65	70	70	90	125	125	125	90	90	90	50	60	90	
12	1/2	-8	180	130	90	180	130	90	80	80	90	90	130	180	180	180	130	130		60	85		130
16	5/8	-10	200	150	100	200	170	100	105	105	130	130	170	200	200	200	150	170					180
19	3/4	-12	240	180	120	240	200	120	120	120	160	160	200	240	240	240	180	200					
25	1	16	300	230	150	300	250	150	160	160	210	210	250	300	300	300	230	250					240
31	1 1/4	-20	420			420			300		300			420	420	420							
38	1 1/2	-24	500	300		500	300							500									
51	2	-32	630			630	430							630									

DN	DIN EN 856 4 SP	DIN EN 856 4 SH	DIN EN 856 / SAE 100 R 12	DIN EN 856 / SAE 100 R 13	SAE 100 R 15	SEMPERRAIL 4SP	FLEXLINE 4000	FLEXLINE 5000	FLEXLINE 6000	FLEXLINE PLUS	SEMPERMAX										
----	-----------------	-----------------	---------------------------	---------------------------	--------------	----------------	---------------	---------------	---------------	---------------	-----------	--	--	--	--	--	--	--	--	--	--

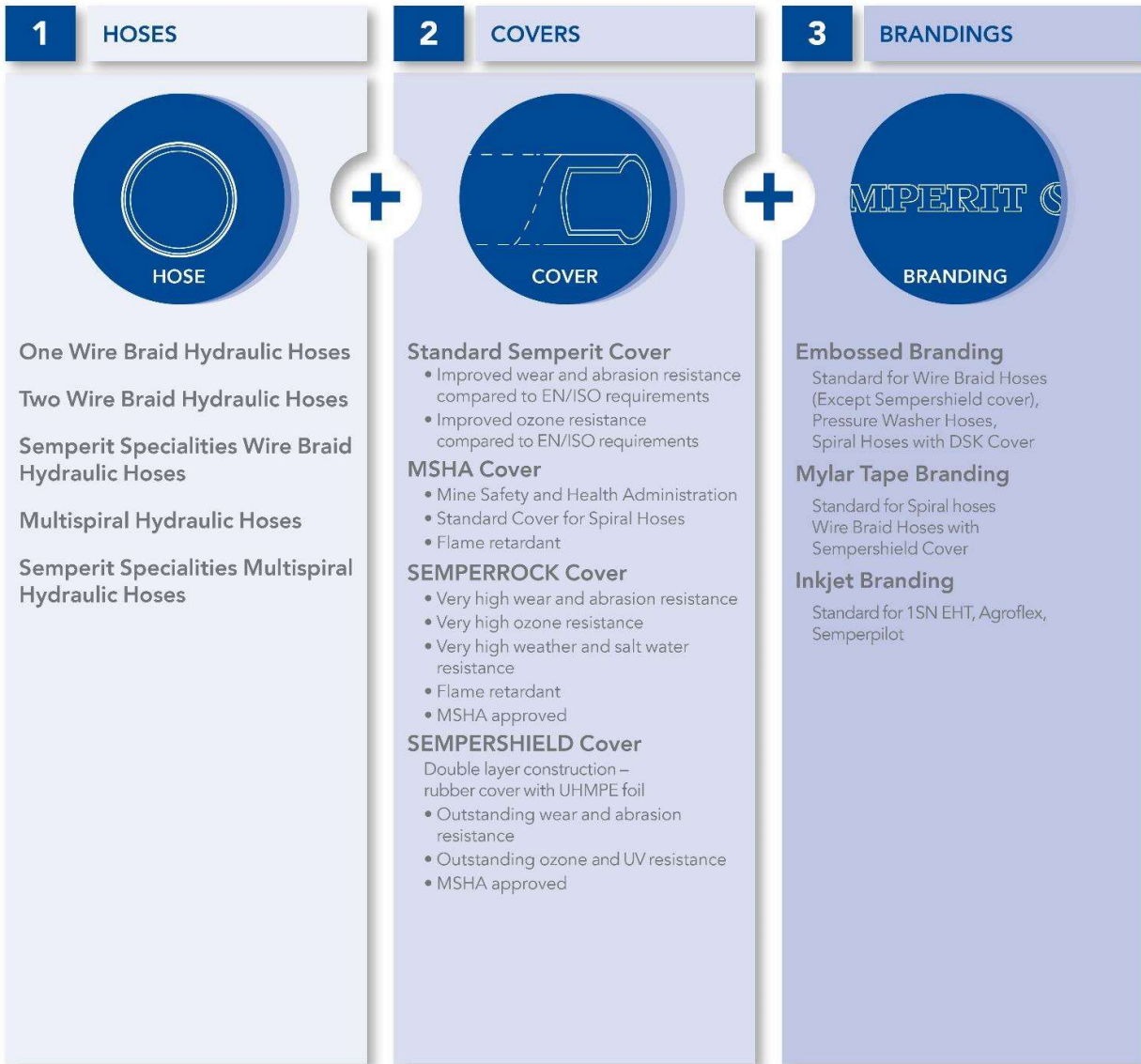
Working pressure [wp] in bar

mm	inch	dash	[wp]	[wp]	[wp]	[wp]	[wp]	[wp]	[wp]	[wp]	[wp]	[wp]	[wp]								
6	1/4	-4																			
8	5/16	-5																			
10	3/8	6	445		280		420	445	280	380	420	470									
12	1/2	-8	425		280		420	425	280	380	420	470									
16	5/8	-10	350	420	280		420	350	280	380	420	470									
19	3/4	-12	350	420	280	350	420	350	280	380	420	450	560								
25	1	16	320	380	280	350	420	320	280	350	420	440	560								
31	1 1/4	-20	210	350	210	350	420			350	420	370	525								
38	1 1/2	-24	185	290	175	350	420			350	420	320									
51	2	-32	165	250	175	350	420			350	420	280									

Bend radius [br] in mm

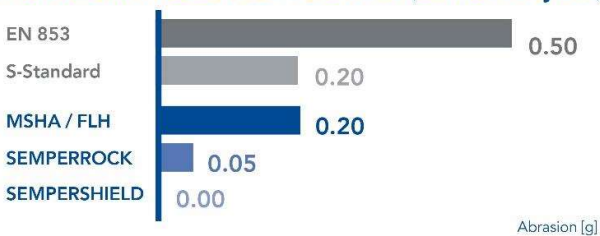
mm	inch	dash	[br]	[br]	[br]	[br]	[br]	[br]	[br]	[br]	[br]	[br]	[br]								
6	1/4	-4																			
8	5/16	-5																			
10	3/8	6	180		125		150	180	65	65	65	60									
12	1/2	-8	230		180		200	230	90	90	90	85									
16	5/8	-10	250	200	200		235	250	100	100	100	100									
19	3/4	-12	300	280	240	240	265	300	120	120	120	120	270								
25	1	16	340	340	300	300	330	340	155	150	150	150	300								
31	1 1/4	-20	460	460	420	420	445			210	400	210	420								
38	1 1/2	-24	560	560	500	500	530			250	460	250									
51	2	-32	660	700	630	630	600			540	540	390									

MODULAR SYSTEM FOR HYDRAULIC HOSES

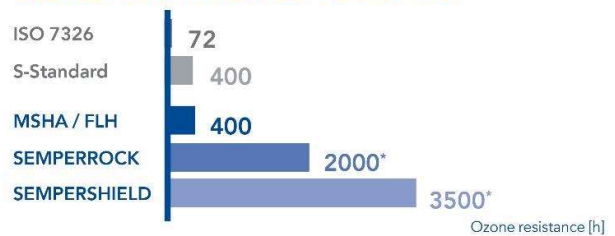


Please contact our sales department to discuss details.

ABRASION VALUES ACC. TO EN 853 (25N/2000 cycles)



OZONE RESISTANCE ACC. TO ISO 7326



* Extrapolated Values
Singular test result

2

**HYDRAULIC HOSE
TYPES**

DIN EN 853 1 SN SAE 100 R 1 S

Wire braid hydraulic hose meets EN 853 1SN, SAE 100R1 and ISO 1436 1SN



GENERAL

Tube	Synthetic rubber, resistant against hydraulic fluids (HL, HLP, HLPD, HVLP, HFA, HFAS, HFB, HFC)
Reinforcement	One braid of high tensile steel wire
Cover	Abrasion and ozone resistant synthetic rubber Note: various covers available
Temperature range	-40°C to 100°C / -40°F to +212°F (max 120°C / 248°F intermittent)
Standard branding	Embossed tape

TECHNICAL DETAILS

Nominal			Internal-Ø		Braid-Ø		External-Ø		Work. pressure [max.]		Min. burst pressure		Bending radius [min.]		Weight approx.	
mm	inch	dash	mm	inch	mm	inch	mm	inch	bar	psi	bar	psi	mm	inch	lbs/ft	kg/m
6	1/4	-4	6,6	0.26	10,8	0.43	12,9	0.51	225	3265	900	13060	100	3.9	0.12	0,18
8	5/16	-5	8,3	0,32	12,5	0,49	14,7	0,58	215	3120	860	12480	115	4.5	0.15	0,22
10	3/8	-6	9,9	0,39	14,8	0,58	16,7	0,66	180	2610	720	10440	125	4.9	0.19	0,29
12	1/2	-8	13,0	0,51	17,9	0,70	19,9	0,78	160	2320	640	9280	180	7.1	0.24	0,36
16	5/8	-10	16,4	0,65	21,0	0,83	23,2	0,91	130	1885	520	7540	200	7.9	0.28	0,42
19	3/4	-12	19,5	0,77	25,0	0,98	27,1	1,07	105	1525	420	6100	240	9.4	0.36	0,53
25	1	-16	26,0	1,02	32,9	1,30	35,1	1,38	88	1275	352	5100	300	11.8	0.55	0,82
31	1-1/4	-20	32,5	1,28	39,9	1,57	42,5	1,67	63	915	252	3660	420	16.5	0.70	1,04
38	1-1/2	-24	38,7	1,52	46,5	1,83	50,1	1,97	50	725	200	2900	500	19.7	0.95	1,41
51	2	-32	51,1	2,01	60,1	2,36	64,1	2,52	40	580	160	2320	630	24.8	1.37	2,04

DIN EN 857 1 SC

Compact hydraulic hose construction acc. to EN 857 1SC



GENERAL

Tube	Synthetic rubber, resistant against hydraulic fluids (HL, HLP, HLPD, HVLP, HFA, HFAS, HFB, HFC)
Reinforcement	One braid of high tensile steel wire
Cover	Abrasion and ozone resistant synthetic rubber Note: various covers available
Temperature range	-40°C to 100°C / -40°F to +212°F (max 120°C / 248°F intermittent)
Standard branding	Embossed tape

TECHNICAL DETAILS

Nominal			Internal-Ø		Braid-Ø		External-Ø		Work. pressure [max.]		Min. burst pressure		Bending radius [min.]		Weight approx.	
mm	inch	dash	mm	inch	mm	inch	mm	inch	bar	psi	bar	psi	mm	inch	lbs/ft	kg/m
6	1/4	-4	6,6	0.26	10,1	0.40	11,9	0.47	225	3265	900	13060	75	3.0	0.11	0,16
8	5/16	-5	8,3	0,33	11,7	0,46	13,7	0,54	215	3120	860	12480	85	3.3	0.13	0,20
10	3/8	-6	9,9	0,39	13,6	0,53	15,7	0,62	180	2610	720	10440	90	3.5	0.16	0,24
12	1/2	-8	13,0	0,51	16,6	0,65	19,4	0,76	160	2320	640	9280	130	5.1	0.22	0,33
16	5/8	-10	16,4	0,65	20,3	0,80	22,3	0,88	130	1885	520	7540	150	5.9	0.26	0,39
19	3/4	-12	19,5	0,77	24,0	0,94	26,0	1,02	105	1525	420	6100	180	7.1	0.33	0,49
25	1	-16	26,0	1,02	31,0	1,22	33,2	1,31	88	1275	352	5100	230	9.1	0.48	0,71
38	1-1/2	-24	38,8	1,53	46,8	1,84	50,8	2,0	52	755	208	3020	300	11.8	1.01	11,50

SAE 100 R 17

Compact hydraulic hose isobaric construction acc. to SAE 100 R17, exceeds ISO 18752 AC



GENERAL

Tube	Synthetic rubber, resistant against hydraulic fluids (HL, HLP, HLPD, HVLP, HFA, HFAS, HFB, HFC)
Reinforcement	One braid DN6 – DN12 and two braids DN16 – DN25 of high tensile steel wire
Cover	Abrasion and ozone resistant synthetic rubber Note: various covers available
Temperature range	-40°C to 100°C / -40°F to +212°F (max 120°C / 248°F intermittent)
Standard branding	Embossed tape

TECHNICAL DETAILS

Nominal			Internal-Ø		Braid-Ø		External-Ø		Work. pressure (max.)		Min. burst pressure		Bending radius (min.)		Weight approx.	
mm	inch	dash	mm	inch	mm	inch	mm	inch	bar	psi	bar	psi	mm	inch	lbs/ft	kg/m
6	1/4	-4	6,6	0.26	10,4	0.49	12,4	0.49	210	3045	840	12180	50	2.0	0.11	0,16
8	5/16	-5	8,3	0,33	12,0	0,47	14,1	0,55	210	3045	840	12180	55	2.2	0.15	0,22
10	3/8	-6	9,9	0,39	13,9	0,55	16,0	0,63	210	3045	840	12180	65	2.6	0.18	0,27
12	1/2	-8	13,0	0,51	17,6	0,69	19,4	0,76	210	3045	840	12180	90	3.5	0.26	0,39
16	5/8	-10	16,4	0,65	21,7	0,85	23,8	0,94	210	3045	840	12180	100	3.9	0.41	0,61
19	3/4	-12	19,5	0,77	25,5	1,0	27,6	1,09	210	3045	840	12180	120	4.7	0.51	0,76
25	1	-16	26,0	1,02	34,0	1,34	36,2	1,43	210	3045	840	12180	150	5.9	0.87	1,29

DIN EN 853 2 SN SAE 100 R 2 S

Wire braid hydraulic hose meets EN 853 2SN, SAE 100R2 and ISO 1436 2SN



GENERAL

Tube	Synthetic rubber, resistant against hydraulic fluids (HL, HLP, HLPD, HVLP, HFA, HFAS, HFB, HFC)
Reinforcement	Two braids of high tensile steel wire
Cover	Abrasion and ozone resistant synthetic rubber Note: various covers available
Temperature range	-40°C to 100°C / -40°F to +212°F (max 120°C / 248°F intermittent)
Standard branding	Embossed tape

TECHNICAL DETAILS

Nominal			Internal-Ø		Braid-Ø		External-Ø		Work. pressure [max.]		Min. burst pressure		Bending radius [min.]		Weight approx.	
mm	inch	dash	mm	inch	mm	inch	mm	inch	bar	psi	bar	psi	mm	inch	lbs/ft	kg/m
6	1/4	-4	6,6	0.26	12,4	0.49	14,3	0.56	400	5800	1600	23200	100	3.9	0.21	0,31
8	5/16	-5	8,3	0.33	14,0	0.55	16,0	0.63	350	5075	1400	20300	115	4.5	0.25	0,37
10	3/8	-6	9,9	0.39	16,4	0.65	18,4	0.72	330	4785	1320	19140	130	5.1	0.30	0,44
12	1/2	-8	13,0	0.51	19,4	0.76	21,3	0.84	275	4000	1100	16000	180	7.1	0.36	0,53
16	5/8	-10	16,4	0.65	22,6	0.89	24,6	0.97	250	3625	1000	14500	200	7.9	0.45	0,67
19	3/4	-12	19,5	0.77	26,6	1.05	28,6	1.13	215	3120	860	12480	240	9.4	0.56	0,84
25	1	-16	26,0	1.02	34,5	1.36	37,1	1.46	165	2395	660	9580	300	11.8	0.83	1,23
31	1-1/4	-20	32,5	1.28	43,9	1.73	46,7	1.84	125	1815	500	7260	420	16.5	1.20	1,79
38	1-1/2	-24	38,7	1.52	51,1	2.01	54,5	2.14	90	1305	360	5220	500	19.7	1.42	2,12
51	2	-32	51,1	2.01	62,9	2.47	66,7	2.63	80	1160	320	4640	630	24.8	1.88	2,79

DIN EN 857 2 SC

Compact hydraulic hose construction acc. to EN 857 2SC



GENERAL

Tube	Synthetic rubber, resistant against hydraulic fluids (HL, HLP, HLPD, HVLP, HFA, HFAS, HFB, HFC)
Reinforcement	Two braids of high tensile steel wire
Cover	Abrasion and ozone resistant synthetic rubber Note: various covers available
Temperature range	-40°C to 100°C / -40°F to +212°F [max 120°C / 248°F intermittent]
Standard branding	Embossed tape

TECHNICAL DETAILS

Nominal			Internal-Ø		Braid-Ø		External-Ø		Work. pressure [max.]		Min. burst pressure		Bending radius [min.]		Weight approx.	
mm	inch	dash	mm	inch	mm	inch	mm	inch	bar	psi	bar	psi	mm	inch	lbs/ft	kg/m
6	1/4	-4	6.6	0.26	11.0	0.43	13.0	0.51	400	5800	1600	23200	75	3.0	0.17	0.25
8	5/16	-5	8.3	0.33	12.9	0.51	14.7	0.58	350	5075	1400	20300	85	3.3	0.22	0.32
10	3/8	-6	9.9	0.39	14.7	0.58	16.6	0.65	330	4785	1320	19140	90	3.5	0.24	0.35
12	1/2	-8	13.0	0.51	18.0	0.71	20.0	0.79	275	3990	1100	15960	130	5.1	0.30	0.44
16	5/8	-10	16.4	0.65	21.9	0.86	23.9	0.94	250	3625	1000	14500	170	6.7	0.41	0.61
19	3/4	-12	19.5	0.77	25.7	1.01	27.6	1.08	215	3120	860	12480	200	7.9	0.52	0.77
25	1	-16	26.0	1.02	32.9	1.30	35.6	1.40	165	2395	660	9580	250	9.8	0.77	1.15
38	1-1/2	-24	38.7	1.52	47.6	1.87	50.4	1.98	100	1450	400	5800	255	10.0	1.32	1.97
51	2	-32	51.3	2.02	60.4	2.38	63.6	2.50	90	1305	360	5220	400	15.7	1.67	2.49

SAE 100 R16-S

Compact hydraulic hose construction acc. to SAE 100 R16S



GENERAL

Tube	Synthetic rubber, resistant against hydraulic fluids (HL, HLP, HLPD, HVLP, HFA, HFAS, HFB, HFC)
Reinforcement	Two braids of high tensile steel wire
Cover	Abrasion and ozone resistant synthetic rubber Note: various covers available
Temperature range	-40°C to 100°C / -40°F to +212°F [max 120°C / 248°F intermittent]
Standard branding	Embossed tape

TECHNICAL DETAILS

Nominal			Internal-Ø		Braid-Ø		External-Ø		Work. pressure (max.)		Min. burst pressure		Bending radius (min.)		Weight approx.	
mm	inch	dash	mm	inch	mm	inch	mm	inch	bar	psi	bar	psi	mm	inch	lbs/ft	kg/m
6	1/4	-4	6,6	0.26	11,7	0.46	13,7	0.54	400	5800	1600	23200	50	2.0	0.17	0,25
8	5/16	-5	8,3	0.33	13,0	0.51	15,0	0.59	350	5075	1400	20300	55	2.2	0.18	0,27
10	3/8	-6	9,9	0.39	15,1	0.59	17,0	0.67	330	4785	1320	19140	65	2.6	0.24	0,36
12	1/2	-8	13,0	0.51	18,3	0.72	20,5	0.81	275	3990	1100	15960	90	3.5	0.31	0,46
16	5/8	-10	16,4	0.65	21,9	0.86	23,8	0.94	250	3625	1000	14500	100	3.9	0.43	0,64
19	3/4	-12	19,5	0.77	25,5	1.00	27,7	1.09	215	3120	860	12480	120	4.7	0.52	0,78
25	1	-16	26,0	1.02	32,7	1.29	35,3	1.39	165	2395	660	9580	150	5.9	0.78	1,16

SAE 100 R19

Compact hydraulic hose construction acc. to SAE 100 R19, exceeds ISO 18752 AC



GENERAL

Tube	Synthetic rubber, resistant against hydraulic fluids (HL, HLP, HLPD, HVLP, HFA, HFAS, HFB, HFC)
Reinforcement	Two braids of high tensile steel wire
Cover	Abrasion and ozone resistant synthetic rubber Note: various covers available
Temperature range	-40°C to 100°C / -40°F to +212°F (max 120°C / 248°F intermittent)
Standard branding	Embossed tape

TECHNICAL DETAILS

Nominal			Internal-Ø		Braid-Ø		External-Ø		Work. pressure [max.]		Min. burst pressure		Bending radius [min.]		Weight approx.	
mm	inch	dash	mm	inch	mm	inch	mm	inch	bar	psi	bar	psi	mm	inch	lbs/ft	kg/m
6	1/4	-4	6.6	0.26	11.9	0.47	13.9	0.55	280	4060	1120	16240	50	2.0	0.22	0.32
10	3/8	-6	9.9	0.39	15.1	0.59	17.0	0.67	280	4060	1120	16240	65	2.6	0.26	0.39
12	1/2	-8	13.0	0.51	18.3	0.72	20.5	0.81	280	4060	1120	16240	90	3.5	0.32	0.48
16	5/8	-10	16.4	0.65	22.1	0.87	24.0	0.94	280	4060	1120	16240	100	3.9	0.46	0.68
19	3/4	-12	19.5	0.77	26.0	1.02	27.6	1.09	280	4060	1120	16240	120	4.7	0.59	0.88

SEMPERPAC 1SNK

Compact hydraulic hose construction, higher pressure at reduced bend radii



GENERAL

Tube	Synthetic rubber, resistant against hydraulic fluids (HL, HLP, HLPD, HVLP, HFA, HFAS, HFB, HFC)
Reinforcement	One braid of high tensile steel wire
Cover	Abrasion and ozone resistant synthetic rubber Note: various covers available
Temperature range	-40°C to 100°C / -40°F to +212°F (max 120°C / 248°F intermittent)
Standard branding	Embossed tape
Note	Impulse tested up to 700.000 cycles (tested acc. to ISO6803:2017)

TECHNICAL DETAILS

Nominal			Internal-Ø		Braid-Ø		External-Ø		Work. pressure (max.)		Min. burst pressure		Bending radius (min.)		Weight approx.	
mm	inch	dash	mm	inch	mm	inch	mm	inch	bar	psi	bar	psi	mm	inch	lbs/ft	kg/m
6	1/4	-4	6,6	0.26	10,3	0.40	12,1	0.47	290	4205	1160	16820	40	1.6	0.12	0,18
8	5/16	-5	8,3	0,33	11,7	0.46	13,7	0.54	250	3625	1000	14500	55	2.2	0.13	0,20
10	3/8	-6	9,9	0.39	13,6	0.53	15,9	0.63	230	3335	920	13340	65	2.6	0.16	0,24
12	1/2	-8	13,0	0.51	16,9	0.66	19,2	0.75	210	3045	840	12180	80	3.1	0.23	0,34
16	5/8	-10	16,4	0.65	20,3	0.80	22,3	0.88	150	2175	600	8700	105	4.1	0.26	0,39
19	3/4	-12	19,5	0.77	23,9	0.94	26,1	1.03	125	1815	500	7260	120	4.7	0.33	0,49
25	1	-16	26,0	1.02	31,0	1.22	33,2	1.31	110	1595	440	6380	160	6.3	0.48	0,71
31	1-1/4	-20	32,5	1.28	40,2	1.58	43,7	1.72	100	1450	400	5800	300	11.8	0.87	1,30

SEMPERRAIL 1SNK

Compact hydraulic hose construction meets EN 45545-2 [HL2-R23]



GENERAL

Tube	Synthetic rubber, resistant against hydraulic fluids (HL, HLP, HLPD, HVLP, HFA, HFAS, HFB, HFC)
Reinforcement	One braid of high tensile steel wire
Cover	Abrasion and ozone resistant synthetic rubber
Temperature range	-40°C to 100°C / -40°F to +212°F (max 120°C / 248°F intermittent)
Standard branding	Embossed tape

TECHNICAL DETAILS

Nominal			Internal-Ø		Braid-Ø		External-Ø		Work. pressure [max.]		Min. burst pressure		Bending radius [min.]		Weight approx.	
mm	inch	dash	mm	inch	mm	inch	mm	inch	bar	psi	bar	psi	mm	inch	lbs/ft	kg/m
6	1/4	-4	6,6	0,26	10,3	0,40	12,1	0,47	290	4205	1160	16820	40	1,6	0,12	0,18
8	5/16	-5	8,3	0,33	11,7	0,46	13,7	0,54	250	3625	1000	14500	55	2,2	0,13	0,20
10	3/8	-6	9,9	0,39	13,6	0,53	15,9	0,63	230	3335	920	13340	65	2,6	0,16	0,24
12	1/2	-8	13,0	0,51	16,9	0,66	19,2	0,75	200	2900	800	11600	80	3,1	0,23	0,34
16	5/8	-10	16,4	0,65	20,3	0,80	22,3	0,88	150	2175	600	8700	105	4,1	0,26	0,39
19	3/4	-12	19,5	0,77	23,9	0,94	26,1	1,03	125	1815	500	7260	120	4,7	0,33	0,49
25	1	-16	26,0	1,02	31,0	1,22	33,2	1,31	110	1595	440	6380	160	6,3	0,48	0,71

SEMPERPAC 2SNK

Compact hydraulic hose construction exceeds DIN EN 857 2SC, SAE 100 R16S and SAE 100 R19 [DN6 - DN19]



Higher pressure at reduced bend radii

GENERAL

Tube	Synthetic rubber, resistant against hydraulic fluids (HL, HLP, HLPD, HVLP, HFA, HFAS, HFB, HFC)
Reinforcement	Two braids of high tensile steel wire
Cover	Abrasion and ozone resistant synthetic rubber Note: various covers available
Temperature range	-40°C to 100°C / -40°F to +212°F (max 120°C / 248°F intermittent)
Standard branding	Embossed tape
Note	Impulse tested up to 1 million cycles (tested acc. to ISO6803:2017 / DN31 tested up to 200.000 cycles)

TECHNICAL DETAILS

Nominal			Internal-Ø		Braid-Ø		External-Ø		Work. pressure (max.)		Min. burst pressure		Bending radius (min.)		Weight approx.	
mm	inch	dash	mm	inch	mm	inch	mm	inch	bar	psi	bar	psi	mm	inch	lbs/ft	kg/m
6	1/4	-4	6.6	0.26	11.5	0.45	13.4	0.53	450	6525	1800	26100	45	1.8	0.18	0.27
8	5/16	-5	8.3	0.33	13.0	0.51	15.0	0.59	420	6090	1680	24360	55	2.2	0.22	0.32
10	3/8	-6	9.9	0.39	14.7	0.58	16.8	0.66	385	5585	1540	22340	65	2.6	0.26	0.38
12	1/2	-8	13.0	0.51	18.4	0.72	20.5	0.81	350	5075	1400	20300	90	3.5	0.35	0.52
16	5/8	-10	16.4	0.65	21.9	0.86	23.7	0.93	290	4205	1160	16820	100	3.9	0.41	0.61
19	3/4	-12	19.5	0.77	26.0	1.02	27.7	1.09	280	4060	1120	16240	120	4.7	0.53	0.79
25	1	-16	26.0	1.02	32.9	1.30	35.6	1.40	200	2900	800	11600	150	5.9	0.77	1.15
31	1-1/4	-20	32.5	1.28	40.5	1.59	43.5	1.71	175	2540	700	10160	300	11.8	1.06	1.57

SEMPERRAIL 2SNK

Compact hydraulic hose construction meets EN 45545-2 [HL2-R23]



GENERAL

Tube	Synthetic rubber, resistant against hydraulic fluids (HL, HLP, HLPD, HVLP, HFA, HFAS, HFB, HFC)
Reinforcement	Two braids of high tensile steel wire
Cover	Abrasion and ozone resistant synthetic rubber
Temperature range	-40°C to 100°C / -40°F to +212°F (max 120°C / 248°F intermittent)
Standard branding	Embossed tape

TECHNICAL DETAILS

Nominal			Internal-Ø		Braid-Ø		External-Ø		Work. pressure [max.]		Min. burst pressure		Bending radius [min.]		Weight approx.	
mm	inch	dash	mm	inch	mm	inch	mm	inch	bar	psi	bar	psi	mm	inch	lbs/ft	kg/m
6	1/4	-4	6,6	0.26	11,5	0.45	13,4	0.53	450	6525	1800	26100	45	1.8	0.18	0,27
8	5/16	-5	8,3	0,33	13,0	0,51	15,0	0,59	420	6090	1680	24360	60	2.4	0.22	0,32
10	3/8	-6	9,9	0,39	14,7	0,58	16,8	0,66	385	5585	1540	22340	70	2.8	0.26	0,38
12	1/2	-8	13,0	0,51	18,4	0,72	20,5	0,81	350	5075	1400	20300	90	3.5	0.35	0,52
16	5/8	-10	16,4	0,65	21,9	0,86	23,7	0,93	290	4205	1160	16820	130	5.1	0.41	0,61
19	3/4	-12	19,5	0,77	25,8	1,02	27,7	1,09	280	4060	1120	16240	160	6.3	0.53	0,79
25	1	-16	26,0	1,02	32,9	1,30	35,6	1,40	200	2900	800	11600	210	8.3	0.77	1,15

SEMPERSHIELD SSC

Compact hydraulic hose construction with SEMPERSHIELD cover exceeds EN 857 2SC



GENERAL

Tube	Synthetic rubber, resistant against hydraulic fluids (HL, HLP, HLPD, HVLP, HFA, HFAS, HFB, HFC)
Reinforcement	Two braids of high tensile steel wire
Cover	Double layer construction – rubber cover with UHMPE foil – MSHA approved Outstanding abrasion and ozone resistance
Temperature range	-40°C to 100°C / -40°F to +212°F [max 120°C / 248°F intermittent]
Standard branding	Mylar tape

TECHNICAL DETAILS

Nominal			Internal-Ø		Braid-Ø		External-Ø		Work. pressure [max.]		Min. burst pressure		Bending radius [min.]		Weight approx.	
mm	inch	dash	mm	inch	mm	inch	mm	inch	bar	psi	bar	psi	mm	inch	lbs/ft	kg/m
6	1/4	-4	6,6	0.26	11,0	0.43	13,0	0.51	400	5800	1600	23200	75	3.0	0.17	0,26
8	5/16	-5	8,3	0,33	12,9	0.51	14,6	0.57	375	5440	1500	21760	85	3.3	0.22	0,32
10	3/8	-6	9,9	0.39	14,7	0.58	17,1	0.67	350	5075	1400	20300	90	3.5	0.25	0,37
12	1/2	-8	13,0	0.51	18,0	0.71	20,0	0.79	300	4350	1200	17400	130	5.1	0.30	0,45
16	5/8	-10	16,4	0.65	21,9	0.86	24,0	0.94	275	3990	1100	15960	170	6.7	0.46	0,68
19	3/4	-12	19,5	0.77	25,7	1.01	27,5	1.08	235	3410	940	13640	200	7.9	0.54	0,81
25	1	-16	26,0	1.02	32,9	1.30	35,8	1.41	185	2685	740	10740	250	9.8	0.80	1,19

DIN EN 853 1 SN EHT

Wire braid hydraulic hose exceeds EN 853 1SN, with hot oil resistant hose liner



GENERAL

Tube	Synthetic rubber, resistant against hot oil, hydraulic fluids (HL, HLP, HLPD, HVLP, HFA, HFAS, HFB, HFC), mineral and synthetic oils, glycols, polyglycols and aqueous oil emulsions (up to 100°C / 212°F)
Reinforcement	One braid of high tensile steel wire
Cover	Heat, abrasion and ozone resistant synthetic rubber
Temperature range	-40°C to 135°C / -40°F to +275°F (up to 150°C / 300°F peak temperatures)
Standard branding	White ink-jet

TECHNICAL DETAILS

Nominal			Internal-Ø		Braid-Ø		External-Ø		Work. pressure [max.]		Min. burst pressure		Bending radius [min.]		Weight approx.	
mm	inch	dash	mm	inch	mm	inch	mm	inch	bar	psi	bar	psi	mm	inch	lbs/ft	kg/m
6	1/4	-4	6,6	0.26	11,1	0.44	13,5	0.53	225	3265	900	13060	100	3.9	0.15	0,23
8	5/16	-5	8,3	0,33	12,7	0,50	15,1	0,59	215	3120	860	12480	115	4.5	0.18	0,27
10	3/8	-6	9,9	0,39	15,1	0,59	17,5	0,69	180	2610	720	10440	125	4.9	0.24	0,36
12	1/2	-8	13,0	0,51	18,3	0,72	20,6	0,81	160	2320	640	9280	180	7.1	0.30	0,44
16	5/8	-10	16,4	0,65	21,4	0,84	23,5	0,93	130	1885	520	7540	200	7.9	0.34	0,50
19	3/4	-12	19,5	0,77	25,4	1,00	27,8	1,09	105	1525	420	6100	240	9.4	0.45	0,67
25	1	-16	26,0	1,02	33,3	1,31	35,6	1,40	88	1275	352	5100	300	11.8	0.63	0,93
31	1-1/4	-20	32,5	1,28	40,3	1,58	42,2	1,66	63	915	252	3660	420	16.5	0.77	1,14
38	1-1/2	-24	38,7	1,52	47,3	1,86	51,1	2,01	50	725	200	2900	500	19.7	1.21	1,80
51	2	-32	51,1	2,01	60,5	2,38	63,3	2,49	40	580	160	2320	630	24.8	1.35	2,01

SEMPERCOLD 1SN

Wire braid hydraulic hose meets EN 853 1SN, SAE 100R1 and ISO 1436 1SN with temperature range down to -50°C / -58°F



GENERAL

Tube	Synthetic rubber, resistant against hydraulic fluids (HL, HLP, HLPD, HVLP, HFA, HFAS, HFB, HFC)
Reinforcement	One braid of high tensile steel wire
Cover	Abrasion and ozone resistant synthetic rubber
Temperature range	-50°C to 100°C / -58°F to +212°F
Standard branding	Embossed tape

TECHNICAL DETAILS

Nominal			Internal-Ø		Braid-Ø		External-Ø		Work. pressure [max.]		Min. burst pressure		Bending radius [min.]		Weight approx.	
mm	inch	dash	mm	inch	mm	inch	mm	inch	bar	psi	bar	psi	mm	inch	lbs/ft	kg/m
6	1/4	-4	6,6	0.26	10,8	0.43	12,9	0.51	225	3265	900	13060	100	3.9	0.12	0,18
8	5/16	-5	8,3	0.32	12,5	0.49	14,7	0.58	215	3120	860	12480	115	4.5	0.15	0,22
10	3/8	-6	9,9	0.39	14,8	0.58	16,7	0,66	180	2610	720	10440	125	4.9	0.19	0,29
12	1/2	-8	13,0	0.51	17,9	0.70	19,9	0.78	160	2320	640	9280	180	7.1	0.24	0,36
16	5/8	-10	16,4	0.65	21,0	0.83	23,2	0.91	130	1885	520	7540	200	7.9	0.28	0,42
19	3/4	-12	19,5	0.77	25,0	0.98	27,1	1.07	105	1525	420	6100	240	9.4	0.36	0,53
25	1	-16	26,0	1.02	32,9	1.30	35,1	1.38	88	1275	352	5100	300	11.8	0.55	0,82
31	1-1/4	-20	32,5	1.28	39,9	1.57	42,5	1.67	63	915	252	3660	420	16.5	0.70	1,04

SEMPERCOLD 2SN

Wire braid hydraulic hose meets EN 853 2SN, SAE 100R2 and ISO 1436 2SN
With temperature range down to -50°C / -58°F



GENERAL

Tube	Synthetic rubber, resistant against hydraulic fluids (HL, HLP, HLPD, HVLP, HFA, HFAS, HFB, HFC)
Reinforcement	Two braids of high tensile steel wire
Cover	Abrasion and ozone resistant synthetic rubber
Temperature range	-50°C to 100°C / -58°F to +212°F
Standard branding	Embossed tape

TECHNICAL DETAILS

Nominal			Internal-Ø		Braid-Ø		External-Ø		Work. pressure (max.)		Min. burst pressure		Bending radius [min.]		Weight approx.	
mm	inch	dash	mm	inch	mm	inch	mm	inch	bar	psi	bar	psi	mm	inch	lbs/ft	kg/m
6	1/4	-4	6,6	0.26	12,4	0.49	14,3	0.56	400	5800	1600	23200	100	3.9	0.21	0,31
8	5/16	-5	8,3	0.33	14,0	0.55	16,0	0.63	350	5075	1400	20300	115	4.5	0.25	0,37
10	3/8	-6	9,9	0.39	16,4	0.65	18,4	0.72	330	4785	1320	19140	130	5.1	0.30	0,44
12	1/2	-8	13,0	0.51	19,4	0.76	21,3	0.84	275	4000	1100	16000	180	7.1	0.36	0,53
16	5/8	-10	16,4	0.65	22,6	0.89	24,6	0.97	250	3625	1000	14500	200	7.9	0.45	0,67
19	3/4	-12	19,5	0.77	26,6	1.05	28,6	1.13	215	3120	860	12480	240	9.4	0.56	0,84
25	1	-16	26,0	1.02	34,5	1.36	37,1	1.46	165	2395	660	9580	300	11.8	0.83	1,23
31	1-1/4	-20	32,5	1.28	43,9	1.73	46,7	1.84	125	1815	500	7260	420	16.5	1.20	1,79

SEMPERCOLD 1 SC

Compact hydraulic hose construction acc. to EN 857 1SC with temperature range down to -50°C / -58°F



GENERAL

Tube	Synthetic rubber, resistant against hydraulic fluids (HL, HLP, HLPD, HVLP, HFA, HFAS, HFB, HFC)
Reinforcement	One braid of high tensile steel wire
Cover	Abrasion and ozone resistant synthetic rubber
Temperature range	-50°C to 100°C / -58°F to +212°F
Standard branding	Embossed tape

TECHNICAL DETAILS

Nominal			Internal-Ø		Braid-Ø		External-Ø		Work. pressure [max.]		Min. burst pressure		Bending radius [min.]		Weight approx.	
mm	inch	dash	mm	inch	mm	inch	mm	inch	bar	psi	bar	psi	mm	inch	lbs/ft	kg/m
6	1/4	-4	6,6	0.26	10,1	0.40	11,9	0.47	225	3265	900	13060	75	3.0	0.11	0,16
8	5/16	-5	8,3	0.33	11,7	0.46	13,7	0.54	215	3120	860	12480	85	3.3	0.13	0,20
10	3/8	-6	9,9	0.39	13,6	0.53	15,7	0.62	180	2610	720	10440	90	3.5	0.16	0,24
12	1/2	-8	13,0	0.51	16,6	0.65	19,4	0.76	160	2320	640	9280	130	5.1	0.22	0,33
16	5/8	-10	16,4	0.65	20,3	0.80	22,3	0.88	130	1885	520	7540	150	5.9	0.26	0,39
19	3/4	-12	19,5	0.77	24,0	0.94	26,0	1.02	105	1525	420	6100	180	7.1	0.33	0,49
25	1	-16	26,0	1.02	31,0	1.22	33,2	1.31	88	1275	352	5100	230	9.1	0.48	0,71

SEMPERCOLD 2SC

Compact hydraulic hose construction acc. to EN 857 2SC
With temperature range down to -50°C / -58°F



GENERAL

Tube	Synthetic rubber, resistant against hydraulic fluids (HL, HLP, HLPD, HVLP, HFA, HFAS, HFB, HFC)
Reinforcement	Two braids of high tensile steel wire
Cover	Abrasion and ozone resistant synthetic rubber
Temperature range	-50°C to 100°C / -58°F to +212°F
Standard branding	Embossed tape

TECHNICAL DETAILS

Nominal			Internal-Ø		Braid-Ø		External-Ø		Work. pressure [max.]		Min. burst pressure		Bending radius [min.]		Weight approx.	
mm	inch	dash	mm	inch	mm	inch	mm	inch	bar	psi	bar	psi	mm	inch	lbs/ft	kg/m
6	1/4	-4	6,6	0.26	11,0	0.43	13,0	0.51	400	5800	1600	23200	75	3.0	0.17	0,25
8	5/16	-5	8,3	0.33	12,9	0.51	14,7	0.58	350	5075	1400	20300	85	3.3	0.22	0,32
10	3/8	-6	9,9	0.39	14,7	0.58	16,6	0,65	330	4785	1320	19140	90	3.5	0.24	0,35
12	1/2	-8	13,0	0.51	18,0	0.71	20,0	0.79	275	3990	1100	15960	130	5.1	0.30	0,44
16	5/8	-10	16,4	0.65	21,9	0.86	23,9	0.94	250	3625	1000	14500	170	6.7	0.41	0,61
19	3/4	-12	19,5	0.77	25,7	1.01	27,6	1.08	215	3120	860	12480	200	7.9	0.52	0,77
25	1	-16	26,0	1.02	32,9	1.30	35,6	1.40	165	2395	660	9580	250	9.8	0.77	1,15

SEMPERCOLD 2SN-K

Compact hydraulic hose construction exceeds DIN EN 857 2SC and SAE 100 R16S

Higher pressure at reduced bend radii; with temperature range down to -50°C / -58°F



GENERAL

Tube	Synthetic rubber, resistant against hydraulic fluids (HL, HLP, HLPD, HVLP, HFA, HFAS, HFB, HFC)
Reinforcement	Two braids of high tensile steel wire
Cover	Abrasion and ozone resistant synthetic rubber
Temperature range	-50°C to 100°C / -58°F to +212°F
Standard branding	Embossed tape
Note	Impulse tested up to 1 million cycles (tested acc. to ISO6803:2017 / DN31 tested up to 200.000 cycles)

TECHNICAL DETAILS

Nominal			Internal-Ø		Braid-Ø		External-Ø		Work. pressure (max.)		Min. burst pressure		Bending radius [min.]		Weight approx.	
mm	inch	dash	mm	inch	mm	inch	mm	inch	bar	psi	bar	psi	mm	inch	lbs/ft	kg/m
6	1/4	-4	6,6	0.26	11,5	0.45	13,4	0.53	450	6525	1800	26100	45	1.8	0.18	0,27
8	5/16	-5	8,3	0.33	13,0	0.51	15,0	0.59	420	6090	1680	24360	60	2.4	0.22	0,32
10	3/8	-6	9,9	0.39	14,7	0.58	16,8	0.66	385	5585	1540	22340	70	2.8	0.26	0,38
12	1/2	-8	13,0	0.51	18,4	0.72	20,5	0.81	350	5075	1400	20300	90	3.5	0.35	0,52
16	5/8	-10	16,4	0.65	21,9	0.86	23,7	0.93	290	4205	1160	16820	130	5.1	0.41	0,61
19	3/4	-12	19,5	0.77	26,0	1.02	27,7	1.09	280	4060	1120	16240	160	6.3	0.53	0,79
25	1	-16	26,0	1.02	32,9	1.30	35,6	1.40	200	2900	800	11600	210	8.3	0.77	1,15
31	1-1/4	-20	32,5	1.28	40,5	1.59	43,5	1.71	175	2540	700	10160	300	11.8	1.06	1,57

SEMPERFORK 1SC

1-wire compact hydraulic hose construction for fork lift applications



Hose construction designed to maintain pre-tension in application

GENERAL

Tube	Synthetic rubber, resistant against hydraulic fluids (HL, HLP, HLPD, HVLP, HFA, HFAS, HFB, HFC)
Reinforcement	One braid of high tensile steel wire
Cover	High abrasion and ozone resistant SemperRock cover
Temperature range	-40°C to 100°C / -40°F to +212°F (max 120°C / 248°F intermittent)
Standard branding	White ink-jet [ensure trouble-free rolling behavior over guiding rollers]

TECHNICAL DETAILS

Nominal			Internal-Ø		Braid-Ø		External-Ø		Work. pressure [max.]		Min. burst pressure		Bending radius [min.]		Weight approx.	
mm	inch	dash	mm	inch	mm	inch	mm	inch	bar	psi	bar	psi	mm	inch	lbs/ft	kg/m
10	3/8	-6	9,9	0.39	13,5	0.53	15,9	0.63	225	3265	900	13060	90	3.5	0.11	0,16

SEMPERPILOT

Hydraulic hose with extreme compact construction



GENERAL

Tube	Synthetic rubber, resistant against hydraulic fluids (HL, HLP, HLPD, HVLP, HFA, HFAS, HFB, HFC)
Reinforcement	One braid of high tensile steel wire
Cover	Abrasion and ozone resistant synthetic rubber Note: MSHA cover available
Temperature range	-40°C to 100°C / -40°F to +212°F [max 120°C / 248°F intermittent]
Standard branding	White ink-jet

TECHNICAL DETAILS

Nominal			Internal-Ø		Braid-Ø		External-Ø		Work. pressure [max.]		Min. burst pressure		Bending radius [min.]		Weight approx.	
mm	inch	dash	mm	inch	mm	inch	mm	inch	bar	psi	bar	psi	mm	inch	lbs/ft	kg/m
6	1/4	-4	6,6	0.26	9,9	0.39	11,5	0.45	125	1815	500	7260	30	1.2	0.09	0,14
8	5/16	-5	8,3	0,33	11,6	0.46	13,6	0.53	125	1815	500	7260	40	1.6	0.15	0,22
10	3/8	-6	9,9	0.39	12,9	0.51	14,4	0.57	125	1815	500	7260	50	2.0	0.18	0,27
12	1/2	-8	13,0	0.51	16,3	0.64	19,4	0.76	125	1815	500	7260	60	2.4	0.26	0,39

AGROFLEX

Hydraulic hose isobaric compact construction.
Flexible hose for the requirements of agricultural applications



GENERAL

Tube	Synthetic rubber, resistant against hydraulic fluids (HL, HLP, HLPD, HVLP, HFA, HFAS, HFB, HFC)
Reinforcement	One braid of high tensile steel wire
Cover	Abrasion and ozone resistant synthetic rubber Note: various covers available
Temperature range	-40°C to 100°C / -40°F to +212°F (max 120°C / 248°F intermittent)
Standard branding	White ink-jet

TECHNICAL DETAILS

Nominal			Internal-Ø		Braid-Ø		External-Ø		Work. pressure (max.)		Min. burst pressure		Bending radius (min.)		Weight approx.	
mm	inch	dash	mm	inch	mm	inch	mm	inch	bar	psi	bar	psi	mm	inch	lbs/ft	kg/m
6	1/4	-4	6,6	0.26	10,1	0.40	12,0	0.47	210	3045	840	12180	45	1.8	0.11	0,17
8	5/16	-5	8,3	0.33	11,7	0.46	13,7	0.54	210	3045	840	12180	50	2.0	0.15	0,22
10	3/8	-6	9,9	0.39	13,8	0.54	15,7	0.62	210	3045	840	12180	60	2.4	0.18	0,27
12	1/2	-8	13,0	0.51	17,6	0.69	19,4	0.76	210	3045	840	12180	85	3.3	0.26	0,39

JACKHOSE COMPACT

Hydraulic hose for jacking applications



GENERAL

Tube	Synthetic rubber, resistant against hydraulic fluids (HL, HLP, HLPD, HVLP, HFA, HFAS, HFB, HFC)
Reinforcement	Two braids of high tensile steel wire
Cover	Abrasion and ozone resistant synthetic rubber
Temperature range	-40°C to 100°C / -40°F to +212°F (max 120°C / 248°F intermittent)
Standard branding	Embossed tape

TECHNICAL DETAILS

Nominal			Internal-Ø		Braid-Ø		External-Ø		Work. pressure (max.)		Min. burst pressure		Bending radius (min.)		Weight approx.	
mm	inch	dash	mm	inch	mm	inch	mm	inch	bar	psi	bar	psi	mm	inch	lbs/ft	kg/m
6	1/4	-4	6,7	0.26	11,4	0.45	13,2	0.52	700	10155	2800	40620	75	3.0	0.12	0,18
10	3/8	-6	9,9	0.39	14,9	0.59	17,0	0.67	700	10155	2800	40620	90	3.5	0.26	0,38

SUPERPAC SPC 2

Compact hydraulic hose construction with enhanced technical performance



GENERAL

Tube	Synthetic rubber, resistant against hydraulic fluids (HL, HLP, HLPD, HVLP, HFA, HFAS, HFB, HFC)
Reinforcement	Two braids of high tensile steel wire
Cover	Abrasion and ozone resistant synthetic rubber Note: various covers available
Temperature range	-40°C to 100°C / -40°F to +212°F (max 120°C / 248°F intermittent)
Standard branding	Embossed tape
Note	Impulse tested up to 400.000 cycles (tested acc. to IS6803:2017)

TECHNICAL DETAILS

Nominal			Internal-Ø		Braid-Ø		External-Ø		Work. pressure (max.)		Min. burst pressure		Bending radius (min.)		Weight approx.	
mm	inch	dash	mm	inch	mm	inch	mm	inch	bar	psi	bar	psi	mm	inch	lbs/ft	kg/m
12	1/2	-8	13,0	0.51	19,3	0.76	21,4	0.84	380	5510	1520	22040	130	5.1	0.40	0,59
16	5/8	-10	16,4	0.65	22,4	0.88	24,7	0.97	350	5075	1400	20300	180	7.1	0.48	0,72
25	1	-16	26,0	1.02	33,8	1.33	35,8	1.41	230	3335	920	13340	240	9.4	0.85	1,27

Flexline 1000

Hydraulic hose with compact construction exceeds performance ISO 18752 AC



GENERAL

Tube	Synthetic rubber, resistant against hydraulic fluids (HL, HLP, HLPD, HVLP, HFA, HFAS, HFB, HFC)
Reinforcement	One braid of high tensile steel wire
Cover	Abrasion and ozone resistant synthetic rubber Note: various covers available
Temperature range	-40°C to 100°C / -40°F to +212°F (max 120°C / 248°F intermittent)
Standard branding	Embossed

TECHNICAL DETAILS

Nominal			Internal-Ø		Braid-Ø		External-Ø		Work. pressure [max.]		Min. burst pressure		Bending radius [min.]		Weight approx.	
mm	inch	dash	mm	inch	mm	inch	mm	inch	bar	psi	bar	psi	mm	inch	lbs/ft	kg/m
6	1/4	-4	6.6	0.26	10.0	0.39	11.5	0.45	70	1015	280	4060	30	1.2	0.09	0.14
10	3/8	-6	9.9	0.39	12.9	0.51	14.4	0.57	70	1015	280	4060	50	2.0	0.15	0.23
12	1/2	-8	13.0	0.51	16.3	0.64	19.3	0.76	70	1015	280	4060	65	2.6	0.17	0.26
16	5/8	-10	16.4	0.64	20.3	0.80	22.2	0.87	70	1015	280	4060	75	3.0	0.26	0.39
19	3/4	-12	19.5	0.77	23.9	0.94	26.0	1.02	70	1015	280	4060	90	3.5	0.33	0.49
25	1	-16	26.0	1.02	31.1	1.22	33.2	1.31	70	1015	280	4060	114	4.5	0.48	0.71
31	1-1/4	-20	32.5	1.28	40.2	1.58	43.6	1.71	70	1015	280	4060	140	5.5	0.87	1.3

SEMPERHUB

Compact hydraulic hose design with 250bar constant working pressure for installations that require a very small bending radius [e.g. forklift mast, energy chains]



GENERAL

Tube	Synthetic rubber, resistant against hydraulic fluids (HL, HLP, HLPD, HVLP, HFA, HFAS, HFB, HFC)
Reinforcement	Two braids of high tensile steel wire
Cover	Abrasion and ozone resistant synthetic rubber Note: various covers available
Temperature range	-40°C to 100°C / -40°F to +212°F (max 120°C / 248°F intermittent)
Standard branding	Embossed tape

TECHNICAL DETAILS

Nominal			Internal-Ø		Braid-Ø		External-Ø		Work. pressure [max.]		Min. burst pressure		Bending radius [min.]		Weight approx.	
mm	inch	dash	mm	inch	mm	inch	mm	inch	bar	psi	bar	psi	mm	inch	lbs/ft	kg/m
6	1/4	-4	6.6	0.26	11.5	0.45	13.3	0.52	250	3625	1000	14500	45	1.8	0.12	0.18
8	5/16	-5	8.3	0.33	12.7	0.50	14.7	0.58	250	3625	1000	14500	40	1.6	0.15	0.22
10	3/8	-6	9.9	0.39	14.7	0.58	16.9	0.66	250	3625	1000	14500	40	1.6	0.17	0.26
12	1/2	-8	13.0	0.51	18.4	0.72	20.5	0.81	250	3625	1000	14500	50	2.0	0.24	0.35
16	5/8	-10	16.4	0.64	21.9	0.86	23.7	0.93	250	3625	1000	14500	60	2.4	0.28	0.41

DIN EN 856 4 SP

Multispiral hydraulic hose acc. to EN 856 4SP – MSHA approved



GENERAL

Tube	Synthetic rubber, resistant against hydraulic fluids (HL, HLP, HLPD, HVLP, HFA, HFAS, HFB, HFC)
Reinforcement	Four spiral layers of high tensile steel wire
Cover	Abrasion and ozone resistant synthetic rubber – MSHA approved Note: various covers available
Temperature range	-40°C to 100°C / -40°F to +212°F [max 120°C / 248°F intermittent]
Standard branding	Mylar tape

TECHNICAL DETAILS

Nominal			Internal-Ø		Spiral-Ø		External-Ø		Work. pressure [max.]		Min. burst pressure		Bending radius [min.]		Weight approx.	
mm	inch	dash	mm	inch	mm	inch	mm	inch	bar	psi	bar	psi	mm	inch	lbs/ft	kg/m
10	3/8	-6	9.9	0.39	17.7	0.70	21.0	0.82	445	6455	1780	25820	180	7.1	0.47	0.70
12	1/2	-8	13.0	0.51	20.6	0.81	24.2	0.95	425	6165	1700	24660	230	9.1	0.56	0.84
16	5/8	-10	16.4	0.65	24.2	0.95	27.9	1.10	350	5075	1400	20300	250	9.8	0.76	1.13
19	3/4	-12	19.5	0.77	28.3	1.11	31.9	1.26	350	5075	1400	20300	300	11.8	0.95	1.41
25	1	-16	25.9	1.02	35.1	1.38	39.1	1.54	320	4640	1280	18560	340	13.4	1.24	1.85
31	1-1/4	-20	32.5	1.28	45.9	1.81	51.3	2.02	210	3045	840	12180	460	18.1	2.15	3.20
38	1-1/2	-24	38.7	1.52	52.1	2.05	56.8	2.24	185	2685	740	10740	560	22.0	2.53	3.76
51	2	-32	51.1	2.01	65.4	2.57	70.2	2.76	165	2395	660	9580	660	26.0	3.34	4.97

DIN EN 856 4 SH

Multispiral hydraulic hose acc. to EN 856 4SH – MSHA approved



GENERAL

Tube	Synthetic rubber, resistant against hydraulic fluids (HL, HLP, HLPD, HVLP, HFA, HFAS, HFB, HFC)
Reinforcement	Four spiral layers of high tensile steel wire
Cover	Abrasion and ozone resistant synthetic rubber – MSHA approved Note: various covers available
Temperature range	-40°C to 100°C / -40°F to +212°F (max 120°C / 248°F intermittent)
Standard branding	Mylar tape

TECHNICAL DETAILS

Nominal			Internal-Ø		Spiral-Ø		External-Ø		Work. pressure [max.]		Min. burst pressure		Bending radius [min.]		Weight approx.	
mm	inch	dash	mm	inch	mm	inch	mm	inch	bar	psi	bar	psi	mm	inch	lbs/ft	kg/m
16	5/8	-10	16,4	0.65	25,0	0.98	28,7	1.13	420	6090	1680	24360	200	7.9	0.85	1,26
19	3/4	-12	19,5	0.77	28,3	1.11	31,9	1.26	420	6090	1680	24360	280	11.0	0.97	1,44
25	1	-16	25,9	1.02	35,4	1.39	38,2	1.50	380	5510	1520	22040	340	13.4	1.34	1,99
31	1-1/4	-20	32,5	1.28	42,3	1.67	46,1	1.81	350	5075	1400	20300	460	18.1	1.71	2,55
38	1-1/2	-24	38,7	1.52	49,2	1.94	53,4	2.10	290	4205	1160	16820	560	22.0	2.19	3,26
51	2	-32	51,1	2.01	63,2	2.49	68,0	2.68	250	3625	1000	14500	700	27.6	3.02	4,50

DIN EN 856/SAE 100 R 12

Multispiral hydraulic hose acc. to EN 856 / SAE 100 R12 – MSHA approved



GENERAL

Tube	Synthetic rubber, resistant against hydraulic fluids (HL, HLP, HLPD, HVLP, HFA, HFAS, HFB, HFC)
Reinforcement	Four spiral layers of high tensile steel wire
Cover	Abrasion and ozone resistant synthetic rubber – MSHA approved Note: various covers available
Temperature range	-40°C to 121°C / -40°F to +250°F
Standard branding	Mylar tape

TECHNICAL DETAILS

Nominal			Internal-Ø		Spiral-Ø		External-Ø		Work. pressure [max.]		Min. burst pressure		Bending radius [min.]		Weight approx.	
mm	inch	dash	mm	inch	mm	inch	mm	inch	bar	psi	bar	psi	mm	inch	lbs/ft	kg/m
10	3/8	-6	9,9	0.39	17,4	0.69	20,2	0.79	280	4060	1120	16240	125	4.9	0.45	0,67
12	1/2	-8	13,0	0.51	20,6	0.81	24,2	0.95	280	4060	1120	16240	180	7.1	0.56	0,84
16	5/8	-10	16,4	0.65	24,2	0.95	27,9	1.10	280	4060	1120	16240	200	7.9	0.76	1,13
19	3/4	-12	19,5	0.77	27,9	1.10	30,5	1.20	280	4060	1120	16240	240	9.4	0.89	1,33
25	1	-16	25,9	1.02	35,1	1.38	37,9	1.49	280	4060	1120	16240	300	11.8	1.20	1,79
31	1-1/4	-20	32,5	1.28	44,1	1.73	46,2	1.82	210	3045	840	12180	420	16.5	1.74	2,59
38	1-1/2	-24	38,7	1.52	49,9	1.96	53,3	2.10	175	2540	700	10160	500	19.7	2.17	3,23
51	2	-32	51,1	2.01	63,7	2.51	66,6	2.62	175	2540	700	10160	630	24.8	2.97	4,42

DIN EN 856/SAE 100 R 13

Multispiral hydraulic hose acc. to EN 856 / SAE 100 R13 – MSHA approved



GENERAL

Tube	Synthetic rubber, resistant against hydraulic fluids (HL, HLP, HLPD, HVLP, HFA, HFAS, HFB, HFC)
Reinforcement	Four spiral layers DN19 – DN25 and six spiral layers DN32 – DN51 of high tensile steel wire
Cover	Abrasion and ozone resistant synthetic rubber – MSHA approved Note: various covers available
Temperature range	-40°C to 121°C / -40°F to +250°F
Standard branding	Mylar tape

TECHNICAL DETAILS

Nominal			Internal-Ø		Spiral-Ø		External-Ø		Work. pressure [max.]		Min. burst pressure		Bending radius [min.]		Weight approx.	
mm	inch	dash	mm	inch	mm	inch	mm	inch	bar	psi	bar	psi	mm	inch	lbs/ft	kg/m
19	3/4	-12	19,5	0.77	28,6	1.13	31,7	1.25	350	5075	1400	20300	240	9.4	0.97	1,44
25	1	-16	25,9	1.02	35,4	1.39	38,2	1.50	350	5075	1400	20300	300	11.8	1.34	1,99
31	1-1/4	-20	32,5	1.28	46,9	1.84	50,5	1.99	350	5075	1400	20300	420	16.5	2.64	3,93
38	1-1/2	-24	38,7	1.52	53,9	2.12	57,4	2.26	350	5075	1400	20300	500	19.7	3.31	4,93
51	2	-32	51,1	2.01	67,9	2.67	71,5	2.81	350	5075	1400	20300	630	24.8	4.64	6,90

SAE 100 R 15

Multispiral hydraulic hose acc. to SAE 100 R15 – MSHA approved



GENERAL

Tube	Synthetic rubber, resistant against hydraulic fluids (HL, HLP, HLPD, HVLP, HFA, HFAS, HFB, HFC)
Reinforcement	Four spiral layers DN10 – DN25 and six spiral layers DN31 – DN51 of high tensile steel wire
Cover	Abrasion and ozone resistant synthetic rubber – MSHA approved Note: various covers available
Temperature range	-40°C to 121°C / -40°F to +250°F
Standard branding	Mylar tape

TECHNICAL DETAILS

Nominal			Internal-Ø		Spiral-Ø		External-Ø		Work. pressure [max.]		Min. burst pressure		Bending radius [min.]		Weight approx.	
mm	inch	dash	mm	inch	mm	inch	mm	inch	bar	psi	bar	psi	mm	inch	lbs/ft	kg/m
10	3/8	-6	9,9	0.39	17,7	0.70	21,0	0.82	420	6090	1680	24360	150	5.9	0.47	0.70
12	1/2	-8	13,0	0.51	20,6	0.81	24,2	0.95	420	6090	1680	24360	200	7.9	0.56	0,84
16	5/8	-10	16,4	0.65	24,2	0.95	27,9	1.10	420	6090	1680	24360	235	9.3	0.74	1,10
19	3/4	-12	19,5	0.77	28,3	1.11	31,9	1.26	420	6090	1680	24360	265	10.4	0.97	1,44
25	1	-16	25,9	1.02	35,4	1.39	38,2	1.50	420	6090	1680	24360	330	13.0	1.34	1,99
31	1-1/4	-20	32,5	1.28	46,9	1.84	50,5	1.99	420	6090	1680	24360	445	17.5	2.64	3,93
38	1-1/2	-24	38,7	1.52	53,9	2.12	57,4	2.26	420	6090	1680	24360	530	20.9	3.31	4,93
51	2	-32	51,1	2.01	67,9	2.67	71,5	2.81	420	6090	1680	24360	600	23.6	4.64	6,90

SEMPERRAIL 4SP

Multispiral hydraulic hose acc. to EN 856 4SP meets EN 45545-2 [HL2-R23]



GENERAL

Tube	Synthetic rubber, resistant against hydraulic fluids (HL, HLP, HLPD, HVLP, HFA, HFAS, HFB, HFC)
Reinforcement	Four spiral layers of high tensile steel wire
Cover	Abrasion and ozone resistant synthetic rubber – MSHA approved
Temperature range	-40°C to 100°C / -40°F to +212°F (max 120°C / 248°F intermittent)
Standard branding	Embossed tape

TECHNICAL DETAILS

Nominal			Internal-Ø		Spiral-Ø		External-Ø		Work. pressure [max.]		Min. burst pressure		Bending radius [min.]		Weight approx.	
mm	inch	dash	mm	inch	mm	inch	mm	inch	bar	psi	bar	psi	mm	inch	lbs/ft	kg/m
10	3/8	-6	9,9	0.39	17,7	0.70	21,0	0.82	445	6455	1780	25820	180	7.1	0.47	0.70
12	1/2	-8	13,0	0.51	20,6	0.81	24,2	0.95	425	6165	1700	24660	230	9.1	0.58	0.86
16	5/8	-10	16,4	0.65	24,2	0.95	27,9	1.10	350	5075	1400	20300	250	9.8	0.77	1.15
19	3/4	-12	19,5	0.77	28,3	1.11	31,9	1.26	350	5075	1400	20300	300	11.8	0.96	1.43
25	1	-16	25,9	1.02	35,1	1.38	39,1	1.54	320	4640	1280	18560	340	13.4	1.26	1.88

Flexline 4000

The high flexible compact hydraulic hose with reduced bend radii.

Meets ISO 18752 - BC [1-wire and 2-wire braided]

Meets ISO 18752 - Grade C [4-wire spiral]

Exceeds EN 856 / SAE 100 R12 [4-wire spiral]



GENERAL

Tube	Synthetic rubber, resistant against hydraulic fluids (HL, HLP, HLPD, HVLP, HFA, HFAS, HFB, HFC)
Reinforcement	One [1W], two [2W] or four [4W] layers of high tensile steel wire
Cover	Abrasion and ozone resistant synthetic rubber – MSHA approved Note: various covers available
Temperature range	-40°C to 100°C / -40°F to +212°F [1W+2W] -40°C to 121°C / -40°F to +250°F [4W]
Standard branding	Mylar tape
Note	Impulse tested up to 500.000 cycles (tested acc. to ISO6803:2017)

TECHNICAL DETAILS

Nominal			Reinforcement layers	Internal-Ø		Reinforcement-Ø		External-Ø		Work. pressure [max.]		Min. burst pressure		Bending radius [min.]		Weight approx.	
mm	inch	dash		mm	inch	mm	inch	mm	inch	bar	psi	bar	psi	mm	inch	lbs/ft	kg/m
6	1/4	-4	1	6.6	0.26	9.8	0.38	11.7	0.46	280	4060	1120	16240	50	2.0	0.12	0.18
8	5/16	-5	2	8.3	0.33	13.0	0.51	15.0	0.59	280	4060	1120	16240	55	2.2	0.22	0.32
10	3/8	-6	2	9.9	0.39	14.7	0.58	16.8	0.66	280	4060	1120	16240	65	2.6	0.25	0.37
10	3/8	-6	4	9.9	0.39	17.4	0.69	20.2	0.79	280	4060	1120	16240	65	2.6	0.45	0.67
12	1/2	-8	2	13.0	0.51	18.4	0.72	20.5	0.81	280	4060	1120	16240	90	3.5	0.35	0.52
12	1/2	-8	4	13.0	0.51	20.6	0.81	24.2	0.95	280	4060	1120	16240	90	3.5	0.56	0.84
16	5/8	-10	2	16.4	0.65	21.9	0.86	23.7	0.93	280	4060	1120	16240	100	3.9	0.45	0.67
16	5/8	-10	4	16.4	0.65	24.2	0.95	27.9	1.10	280	4060	1120	16240	100	3.9	0.76	1.13
19	3/4	-12	2	19.5	0.77	26.0	1.02	27.8	1.09	280	4060	1120	16240	120	4.7	0.58	0.87
19	3/4	-12	4	19.5	0.77	27.9	1.10	30.5	1.20	280	4060	1120	16240	120	4.7	0.89	1.33
25	1	-16	4	25.9	1.02	35.1	1.38	37.9	1.49	280	4060	1120	16240	150	5.9	1.20	1.79
31	1-1/4	-20	4	32.5	1.28	42.3	1.67	45.9	1.81	280	4060	1120	16240	210	8.27	1.71	2.55
38	1-1/2	-24	4	38.7	1.52	49.2	1.94	53.4	2.1	280	4060	1120	16240	250	9.84	2.22	3.31
51	2	-32	4	51.1	2.01	64.3	2.53	68.0	2.68	280	4060	1120	16240	390	15.35	2.97	4.42

Flexline 5000

The high flexible compact hydraulic hose with reduced bend radii and bending force meets ISO 18752 – BC [2-wire braided] and ISO 18752 – CC [4-wire spiral+6-wire spiral]



GENERAL

Tube	Synthetic rubber, resistant against hydraulic fluids (HL, HLP, HLPD, HVLP, HFA, HFAS, HFB, HFC) and bio-degradable hydraulic fluids
Reinforcement	Two [2W], four [4W] or six [6W] layers of high tensile steel wire
Cover	Abrasion and ozone resistant synthetic rubber – MSHA approved Note: various covers available
Temperature range	-40°C to 100°C / -40°F to +212°F [2W] -40°C to 121°C / -40°F to +250°F [4W+6W]
Standard branding	Mylar tape
Note	Impulse tested up to 500.000 cycles (tested acc. to ISO6803:2017)

TECHNICAL DETAILS

Nominal			Reinforcement layers	Internal-Ø		Reinforcement-Ø		External-Ø		Work. pressure [max.]		Min. burst pressure		Bending radius [min.]		Weight approx.	
mm	inch	dash		mm	inch	mm	inch	mm	inch	bar	psi	bar	psi	mm	inch	lbs/ft	kg/m
6	1/4"	-4	2	6.6	0.26	11.5	0.45	13.3	0.52	350	5075	1400	20300	45	1.8	0.18	0.27
8	5/16	-5	2	8.3	0.32	13.1	0.51	15.0	0.59	350	5075	1400	20300	60	2.4	0.22	0.32
10	3/8	-6	2	9.9	0.39	14.7	0.58	16.8	0.66	350	5075	1400	20300	65	2.6	0.26	0.38
10	3/8	-6	4	9.9	0.39	17.7	0.70	20.2	0.79	380	5510	1520	22040	65	2.6	0.45	0.67
12	1/2	-8	4	13.0	0.51	20.6	0.81	22.9	0.90	380	5510	1520	22040	90	3.5	0.52	0.78
16	5/8	-10	4	16.4	0.65	24.2	0.95	26.5	1.04	380	5510	1520	22040	100	3.9	0.71	1.05
19	3/4	-12	4	19.5	0.77	27.9	1.10	30.5	1.20	380	5510	1520	22040	120	4.7	0.89	1.33
25	1	-16	4	25.9	1.02	35.1	1.38	37.9	1.49	350	5075	1400	20300	150	5.9	1.20	1.79
31	1-1/4	-20	4	32.5	1.28	42.3	1.67	45.9	1.81	350	5075	1400	20300	210	8.3	1.71	2.55
38	1-1/2	-24	4	38.7	1.52	49.2	1.94	53.4	2.10	350	5075	1400	20300	250	9.8	2.19	3.26
38	1-1/2	-24	6	38.7	1.52	53.9	2.12	57.4	2.26	350	5075	1400	20300	460	18.1	3.31	4.93
51	2	-32	6	51.1	2.01	67.9	2.67	71.5	2.81	350	5075	1400	20300	540	21.3	4.64	6.90

Flexline 6000

The high flexible compact hydraulic hose with reduced bend radii and bending force.

Meets ISO 18752 – BC [2-wire braided]

Meets ISO 18752 – CC [4-wire spiral+6-wire spiral]

Exceeds SAE100 R15 [4-wire spiral+6-wire spiral]



GENERAL

Tube	Synthetic rubber, resistant against hydraulic fluids (HL, HLP, HLPD, HVLP, HFA, HFAS, HFB, HFC) and bio-degradable hydraulic fluids
Reinforcement	Two [2W], four [4W] or six [6W] layers of high tensile steel wire
Cover	Abrasion and ozone resistant synthetic rubber – MSHA approved Note: various covers available
Temperature range	-40°C to 100°C / -40°F to +212°F [2W] -40°C to 121°C / -40°F to +250°F [4W+6W]
Standard branding	Mylar tape
Note	Impulse tested up to 500.000 cycles (tested acc. to ISO6803:2017)

TECHNICAL DETAILS

Nominal			Reinforcement layers	Internal-Ø		Reinforcement-Ø		External-Ø		Work. pressure [max.]		Min. burst pressure		Bending radius [min.]		Weight approx.	
mm	inch	dash		mm	inch	mm	inch	mm	inch	bar	psi	bar	psi	mm	inch	lbs/ft	kg/m
6	1/4	-4	2	6.4	0.25	11.5	0.45	13.3	0.52	420	6090	1680	24360	45	1.8	0.18	0.27
8	5/16	-5	2	8.3	0.32	13.1	0.51	15.0	0.59	420	6090	1680	24360	55	2.2	0.22	0.32
10	3/8	-6	4	9.9	0.39	17.7	0.70	20.2	0.79	420	6090	1680	24360	65	2.6	0.56	0.67
12	1/2	-8	4	13.0	0.51	20.6	0.81	22.9	0.90	420	6090	1680	24360	90	3.5	0.52	0.78
16	5/8	-10	4	16.4	0.65	24.2	0.95	26.5	1.04	420	6090	1680	24360	100	3.9	0.71	1.05
19	3/4	-12	4	19.5	0.77	28.3	1.11	30.5	1.20	420	6090	1680	24360	120	4.7	0.91	1.36
25	1	-16	4	25.9	1.02	35.4	1.39	37.5	1.48	420	6090	1680	24360	150	5.9	1.31	1.95
31	1-1/4	-20	4	32.5	1.28	43.5	1.71	47.3	1.86	420	6090	1680	24360	400	15.7	2.02	3.01
31	1-1/4	-20	6	32.5	1.28	46.9	1.84	50.5	1.99	420	6090	1680	24360	400	15.7	2.53	3.77
38	1-1/2	-24	6	38.7	1.52	53.9	2.12	57.4	2.26	420	6090	1680	24360	460	18.1	3.31	4.93
51	2	-32	6	51.1	2.01	67.9	2.67	71.5	2.81	420	6090	1680	24360	540	21.3	4.63	6.89

FLEXLINE PLUS

The high flexible multi-spiral compact hydraulic hose with reduced bend radii and increased working pressure exceeds performance of EN856 4SP and 4SH



GENERAL

Tube	Synthetic rubber, resistant against hydraulic fluids (HL, HLP, HLPD, HVLP, HFA, HFAS, HFB, HFC) and bio-degradable hydraulic fluids
Reinforcement	Four high tensile steel wire
Cover	Abrasion and ozone resistant synthetic rubber MSHA, SemperRock and SemperShield (DN10-DN25) cover available
Temperature range	-40°C to 100°C / -40°F to +212°F (max 120°C / 248°F intermittent)
Standard branding	Mylar tape
Note	Impulse tested up to 1 million cycles (tested acc. to ISO6803:2017)

TECHNICAL DETAILS

Nominell			Innen-Ø		Spiral-Ø		Außen-Ø		Betriebsdruck (max.)		Min. Berstdruck		Biegeradius (min.)		Gewicht ca.		Anforderungen nach EN856 4SP/4SH		
mm	Zoll	dash	mm	Zoll	mm	Zoll	mm	Zoll	bar	psi	bar	psi	mm	Zoll	lbs/ft	kg/m	Typ	Betrieb sdruck	Biegera dius
mm	Zoll	dash	mm	Zoll	mm	Zoll	mm	Zoll	bar	psi	bar	psi	mm	Zoll	lbs/ft	kg/m		bar	mm
10	3/8	-6	9,9	0.39	17,7	0.70	20,2	0.79	470	6815	1880	27260	60	2.4	0.46	0.69	Exceeds 4SP	445	180
12	1/2	-8	13,0	0.51	20,6	0.81	22,9	0.90	470	6815	1880	27260	85	3.3	0.53	0.79	Exceeds 4SP	415	230
16	5/8	-10	16,4	0.65	25,0	0.98	27,2	1.07	470	6815	1880	27260	100	3.9	0.79	1.17	Exceeds 4SH	420	200
19	3/4	-12	19,5	0.77	28,3	1.11	30,5	1.20	450	6525	1800	26100	120	4.7	0.91	1.36	Exceeds 4SH	420	280
25	1	-16	25,9	1.02	35,4	1.39	37,5	1.48	440	6380	1760	25520	150	5.9	1.30	1.94	Exceeds 4SH	380	340
31	1-1/4	-20	32,5	1.28	43,5	1.71	47,3	1.86	370	5365	1480	21460	210	8.3	1.81	2.70	Exceeds 4SH	325	460
38	1-1/2	-24	38,7	1.52	49,2	1.94	53,4	2.10	320	4640	1280	18560	250	9.8	2.22	3.31	Exceeds 4SH	290	560
51	2	-32	51,1	2.01	64,3	2.53	68,0	2.68	280	4060	1120	16240	390	15.4	2.97	4.42	Exceeds 4SH	250	700

SEMPERMAX

Ultra High Pressure Hydraulic Spiral Hose with 500+ Bar Technology



Designed for today's highest demanding hydraulic systems:

- Hydrostatic drive applications (working pressure up to 560 bar)
- Highest pressure applications (forestry, large construction, agriculture)

GENERAL

Tube	Synthetic rubber, resistant against hydraulic fluids (HL, HLP, HLPD, HVLP, HFA, HFAS, HFB, HFC)
Reinforcement	Four spiral layers DN19 – DN25 and six spiral layers DN32 of high tensile steel wire
Cover	SemperRock Abrasion and ozone resistant synthetic rubber – MSHA approved SemperShield cover available on request
Temperature range	-40°C to 100°C / -40°F to +212°F (max 120°C / 248°F intermittent)
Standard branding	Mylar tape
Note	Impulse tested up to 500.000 cycles (tested acc. to ISO6803:2017)

TECHNICAL DETAILS

Nominal			Internal-Ø		Spiral-Ø		External-Ø		Work. pressure (max.)		Min. burst pressure		Bending radius (min.)		Weight approx.	
mm	inch	dash	mm	inch	mm	inch	mm	inch	bar	psi	bar	psi	mm	inch	lbs/ft	kg/m
19	3/4	-12	19,5	0,77	29,1	1,14	31,4	1,24	560	8120	2240	32480	270	10,6	1,06	1,57
25	1	-16	25,9	1,02	36,7	1,44	38,9	1,53	560	8120	2240	32480	300	11,8	1,54	2,29
31	1-1/4	-20	32,5	1,28	46,9	1,84	50,5	1,99	525	7610	2100	30440	420	16,5	2,77	4,12

3

**PRESSURE WASHER HOSES –
GENERAL INFORMATION**

TEMPERATURE AND RESISTANCE

Semperit pressure washer hoses are designed for cold and hot water applications up to 155°C/311°F.

Semperjet hoses are generally resistant against cold and hot water, with many cleaning agents, at recommended concentration and application temperature.

In case of any insecurities about cleaning agents or other conditions of use, make sure to clarify those with our technical specialists .

Not suitable for steam or oil.

Caution: The hose's inner surface (inner liner) must be appropriate for the medium used in application, as otherwise the hose can be damaged or destroyed by the working medium or its contents and eventually fail, which can result in (partial or serious) material damage and personal injury.

Our pressure washer hoses are not designated for sale to the general public and do not fulfill the conditions for “GS-certification” (voluntary certification related to tested safety). If you or your customers should intend to sell our pressure washer hoses to the general public / or in case you require pressure washer hoses suited for GS-certification please contact a Semperit specialist.

For safety reasons, in case of individual questions or uncertainties about the choice, use or proper handling, please contact a Semperit specialist.



DN		SEMPERJET 1 SN	SEMPERJET 2 SN	SEMPERJET 210	SEMPERJET 250	SEMPERJET LONGLIFE 400	SEMPERJET LONGLIFE 500	SEMPERJET ECO 3000	SEMPERJET ECO 4000	SEMPERJET ECO 5000	SEMPERJET ECO 6000	
Working pressure [wp] in bar												
mm	inch	dash	[wp]	[wp]	[wp]	[wp]	[wp]	[wp]	[wp]	[wp]	[wp]	
6	1/4	-4	250	400	210	250	400	500	210	276	350	414
8	5/16	-5	220	400		250	400	500	210	276	350	414
10	3/8	6	220	400		250	400	500	210	280	350	420
12	1/2	-8	220	400		250	400	500	210	276	350	414
16	5/8	-10	130									

DN		SEMPERJET 1 SN	SEMPERJET 2 SN	SEMPERJET 210	SEMPERJET 250	SEMPERJET LONGLIFE 400	SEMPERJET LONGLIFE 500	SEMPERJET ECO 3000	SEMPERJET ECO 4000	SEMPERJET ECO 5000	SEMPERJET ECO 6000	
Bend radius [br] in mm												
mm	inch	dash	[br]	[br]	[br]	[br]	[br]	[br]	[br]	[br]	[br]	
6	1/4	-4	100	100	35	35	75	55	35	35	75	75
8	5/16	-5	115	115		65	85	60	65	65	85	85
10	3/8	6	125	125		75	90	70	65	65	90	65
12	1/2	-8	180	180		100	130	90	100	100	130	130
16	5/8	-10	200									

SEMPERIT HOSES FOR PRESSURE WASHER APPLICATIONS

Semperit is one of the largest producers of pressure washer hoses worldwide, and is specialized in the production and marketing of these products. Leading brands rely on Semperit hoses in their equipment.

MODULAR SYSTEM FOR PRESSURE WASHER HOSES

1 HOSES	2 COVERS	3 BRANDINGS
 <p>HOSE</p> <p>Semperjet 1SN + 2SN Typical after-sales market hoses for many applications Advantages:</p> <ul style="list-style-type: none"> • Solid construction • Good service lifetime • Multifitting compability with dimensions following SAE100 /EN853 • Easy to crimp <p>Special compact construction Advantages:</p> <ul style="list-style-type: none"> • Increased working pressure • Small diameters, low weight • Very flexible and light 	 <p>COVER</p> <p>Black Standard for pressure washer hoses</p> <p>Blue</p> <p>Grey</p> <p>Antiabrasion (UHMPE foil) Pinpricked possible on special request</p> <p>All covers wrapped</p>	 <p>BRANDING</p> <p>Embossed Branding Standard for pressure washer hoses</p> <p>Mylar Tape Branding</p> <p>Inkjet Branding</p>

Please contact our sales department to discuss details.

4

PRESSURE WASHER HOSE TYPES

SEMPERJET 1 SN

High pressure hose for pressure washer applications, exceeds ISO 7751 class 6



Dimensions and tolerances acc. to DIN EN 853 1SN

For cold and hot water up to 155°C (310°F)

GENERAL

Tube	Synthetic rubber, resistant against cold and hot water with usual cleaning agents
Reinforcement	One braid of high tensile steel wire
Cover	Abrasion and ozone resistant synthetic rubber Standard cover: Black, blue or grey [Available on request with black, blue and grey cover acc. to committee for Product Safety AfPS GS 2019:01 / Category 2 b.]
Temperature range	-10°C to 155°C / 14°F to +310°F
Standard branding	Embossed tape
Note	Not suitable for steam and oil hydraulic applications

TECHNICAL DETAILS

Nominal			Internal-Ø		Braid-Ø		External-Ø		Work. pressure (max.)		Min. burst pressure		Bending radius (min.)		Weight approx.	
mm	inch	dash	mm	inch	mm	inch	mm	inch	bar	psi	bar	psi	mm	inch	lbs/ft	kg/m
6	1/4	-4	6,6	0,26	10,8	0,43	12,9	0,51	250	3625	900	13055	100	3.9	0.12	0,18
8	5/16	-5	8,3	0,32	12,5	0,49	14,7	0,58	220	3190	860	12475	115	4.5	0.15	0,23
10	3/8	-6	9,9	0,39	14,8	0,58	16,7	0,66	220	3190	720	10445	125	4.9	0.19	0,29
12	1/2	-8	13,0	0,51	17,9	0,7	19,9	0,78	220	3190	640	9280	180	7.1	0.25	0,37
16	5/8	-10	16,4	0,65	21,0	0,83	23,2	0,91	130	1885	520	7540	200	7.9	0.29	0,43

SEMPERJET 2 SN

High pressure hose for pressure washer applications, exceeds EN1829-2 and ISO 7751 class 6



Dimensions and tolerances acc. to DIN EN 853 2SN

For cold and hot water up to 155°C [310°F]

GENERAL

Tube	Synthetic rubber, resistant against cold and hot water with usual cleaning agents
Reinforcement	Two braids of high tensile steel wire
Cover	Abrasion and ozone resistant synthetic rubber Standard cover: Black, blue or grey [Available on request with black, blue and grey cover acc. to committee for Product Safety AfPS GS 2019:01 / Category 2 b.]
Temperature range	-10°C to 155°C / 14°F to +310°F
Standard branding	Embossed tape
Note	Not suitable for steam and oil hydraulic applications

TECHNICAL DETAILS

Nominal			Internal-Ø		Braid-Ø		External-Ø		Work. pressure [max.]		Min. burst pressure		Bending radius [min.]		Weight approx.	
mm	inch	dash	mm	inch	mm	inch	mm	inch	bar	psi	bar	psi	mm	inch	lbs/ft	kg/m
6	1/4	-4	6,6	0,26	12,4	0,49	14,3	0,56	400	5800	1600	23205	100	3,9	0,21	0,31
8	5/16	-5	8,3	0,33	14,0	0,55	16,0	0,63	400	5800	1400	20305	115	4,5	0,25	0,37
10	3/8	-6	9,9	0,39	16,4	0,65	18,4	0,72	400	5800	1320	19145	125	4,9	0,30	0,44
12	1/2	-8	13,0	0,51	19,4	0,76	21,3	0,84	400	5800	1100	15955	180	7,1	0,38	0,56

SEMPERJET 210

High pressure hose for pressure washer applications, compact construction exceeds ISO 7751 class 6, for cold and hot water up to 155°C [310°F]



Extraordinary flexibility – 35mm bend radius

GENERAL

Tube	Synthetic rubber, resistant against cold and hot water with usual cleaning agents
Reinforcement	One braid of high tensile steel wire
Cover	Abrasion and ozone resistant synthetic rubber Standard cover: Black, blue or grey [Available on request with black, blue and grey cover acc. to committee for Product Safety AfPS GS 2019:01 / Category 2 b.]
Temperature range	-10°C to 155°C / 14°F to +310°F
Standard branding	Embossed tape
Note	Not suitable for steam and oil hydraulic applications

TECHNICAL DETAILS

Nominal			Internal-Ø		Braid-Ø		External-Ø		Work. pressure [max.]		Min. burst pressure		Bending radius [min.]		Weight approx.	
mm	inch	dash	mm	inch	mm	inch	mm	inch	bar	psi	bar	psi	mm	inch	lbs/ft	kg/m
6	1/4	-4	6,6	0.26	10,0	0.39	11,7	0.46	210	3045	840	12185	35	1.4	0.09	0,14

SEMPERJET 250

High pressure hose for pressure washer applications

Compact construction exceeds ISO 7751 class 6

For cold and hot water up to 155°C (310°F)



GENERAL

Tube	Synthetic rubber, resistant against cold and hot water with usual cleaning agents
Reinforcement	One braid of high tensile steel wire
Cover	Abrasion and ozone resistant synthetic rubber Standard cover: Black, blue or grey (Available on request with black, blue and grey cover acc. to committee for Product Safety AfPS GS 2019:01 / Category 2 b.)
Temperature range	-10°C to 155°C / 14°F to +310°F
Standard branding	Embossed tape
Note	Not suitable for steam and oil hydraulic applications

TECHNICAL DETAILS

Nominal			Internal-Ø		Braid-Ø		External-Ø		Work. pressure (max.)		Min. burst pressure		Bending radius [min.]		Weight approx.	
mm	inch	dash	mm	inch	mm	inch	mm	inch	bar	psi	bar	psi	mm	inch	lbs/ft	kg/m
6	1/4	-4	6,6	0.26	10,0	0.39	11,8	0.46	250	3625	1000	14505	35	1.4	0.11	0,16
8	5/16	-5	8,3	0.33	11,7	0.46	13,7	0.54	250	3625	1000	14505	65	2.6	0.14	0,21
10	3/8	-6	9,9	0.39	13,5	0.53	16,5	0.65	250	3625	950	13780	75	3.0	0.19	0,29
12	1/2	-8	13,0	0.51	17,1	0.67	19,5	0.77	250	3625	840	12185	100	3.9	0.26	0,39

SEMPERJET LONGLIFE 400

High pressure hose for pressure washer applications, compact construction exceeds EN 1829-2 and ISO 7751 class 6



Dimensions and tolerances acc. to DIN EN 857 2SC, for cold and hot water up to 155°C (310°F)

GENERAL

Tube	Synthetic rubber, resistant against cold and hot water with usual cleaning agents
Reinforcement	Two braids of high tensile steel wire
Cover	Abrasion and ozone resistant synthetic rubber Standard cover: Black, blue or grey (Available on request with black, blue and grey cover acc. to committee for Product Safety AfPS GS 2019:01 / Category 2 b.)
Temperature range	-10°C to 155°C / 14°F to +310°F
Standard branding	Embossed tape
Note	Not suitable for steam and oil hydraulic applications

TECHNICAL DETAILS

Nominal			Internal-Ø		Braid-Ø		External-Ø		Work. pressure [max.]		Min. burst pressure		Bending radius [min.]		Weight approx.	
mm	inch	dash	mm	inch	mm	inch	mm	inch	bar	psi	bar	psi	mm	inch	lbs/ft	kg/m
6	1/4	-4	6,6	0.26	11,0	0.43	13,0	0.51	400	5800	1600	23205	75	3.0	0.17	0,26
8	5/16	-5	8,3	0,33	12,7	0.50	14,6	0.57	400	5800	1400	20305	85	3.3	0.22	0,32
10	3/8	-6	9,9	0.39	14,7	0.58	16,6	0.65	400	5800	1320	19145	90	3.5	0.25	0,37
12	1/2	-8	13,0	0.51	18,0	0.71	20,0	0.79	400	5800	1100	15955	130	5.1	0.30	0,45

SEMPERJET LONGLIFE 500

High pressure hose for pressure washer applications, compact construction exceeds EN 1829-2 and ISO 7751 class 6



For cold and hot water up to 155°C (310°F)

GENERAL

Tube	Synthetic rubber, resistant against cold and hot water with usual cleaning agents
Reinforcement	Two braids of high tensile steel wire
Cover	Abrasion and ozone resistant synthetic rubber Standard cover: Black, blue or grey (Available on request with black, blue and grey cover acc. to committee for Product Safety AfPS GS 2019:01 / Category 2 b.)
Temperature range	-10°C to 155°C / 14°F to +310°F
Standard branding	Embossed tape
Note	Not suitable for steam and oil hydraulic applications

TECHNICAL DETAILS

Nominal			Internal-Ø		Braid-Ø		External-Ø		Work. pressure (max.)		Min. burst pressure		Bending radius (min.)		Weight approx.	
mm	inch	dash	mm	inch	mm	inch	mm	inch	bar	psi	bar	psi	mm	inch	lbs/ft	kg/m
6	1/4	-4	6,6	0.26	11,5	0.45	13,1	0.52	500	7250	1600	23205	55	2.2	0.19	0,28
8	5/16	-5	8,3	0.32	12,8	0.50	14,5	0.57	500	7250	1540	22335	70	2.8	0.26	0,39
10	3/8	-6	9,9	0.39	14,8	0.58	16,9	0.67	500	7250	1540	22335	70	2.8	0.26	0,39
12	1/2	-8	13,0	0.51	18,4	0.72	20,4	0.80	500	7250	1380	20015	90	3.5	0.38	0,56

ECO 3000

High pressure hose for pressure washer applications, exceeds ISO 7751 class 6



For cold and hot water up to 155°C (310°F)

GENERAL

Tube	Synthetic rubber, resistant against cold and hot water with usual cleaning agents
Reinforcement	One braid of high tensile steel wire
Cover	Abrasion and ozone resistant synthetic rubber Standard cover: Black, blue or grey
Temperature range	-10°C to 155°C / 14°F to +310°F
Standard branding	Embossed tape
Note	Not suitable for steam and oil hydraulic applications

TECHNICAL DETAILS

Nominal			Internal-Ø		Braid-Ø		External-Ø		Work. pressure (max.)		Min. burst pressure		Bending radius (min.)		Weight approx.	
mm	inch	dash	mm	inch	mm	inch	mm	inch	bar	psi	bar	psi	mm	inch	lbs/ft	kg/m
6	1/4	-4	6,6	0,26	10,4	0,41	12,0	0,47	210	3045	630	9140	35	1,4	0,12	0,18
8	5/16	-5	8,3	0,32	11,9	0,47	13,6	0,54	210	3045	630	9140	65	2,6	0,13	0,20
10*	3/8	-6	9,9	0,39	13,4	0,53	15,1	0,59	210	3045	630	9140	75	3,0	0,15	0,22
12	1/2	-8	13,0	0,51	17,6	0,69	19,4	0,76	210	3045	630	9140	100	3,9	0,25	0,37

ECO 4000

High pressure hose for pressure washer applications, exceeds ISO 7751 class 6



For cold and hot water up to 155°C (310°F)

GENERAL

Tube	Synthetic rubber, resistant against cold and hot water with usual cleaning agents
Reinforcement	One braid of high tensile steel wire
Cover	Abrasion and ozone resistant synthetic rubber Standard cover: Black, blue or grey
Temperature range	-10°C to 155°C / 14°F to +310°F
Standard branding	Embossed tape
Note	Not suitable for steam and oil hydraulic applications

TECHNICAL DETAILS

Nominal			Internal-Ø		Braid-Ø		External-Ø		Work. pressure (max.)		Min. burst pressure		Bending radius (min.)		Weight approx.	
mm	inch	dash	mm	inch	mm	inch	mm	inch	bar	psi	bar	psi	mm	inch	lbs/ft	kg/m
6	1/4	-4	6,6	0,26	10,4	0,41	12,0	0,47	276	4000	828	12010	35	1,4	0,12	0,18
8	5/16	-5	8,3	0,32	11,9	0,47	13,7	0,54	276	4000	828	12010	65	2,6	0,13	0,20
10*	3/8	-6	9,9	0,39	13,4	0,53	15,1	0,59	280	4060	840	12185	65	2,6	0,15	0,22
12	1/2	-8	13,0	0,51	17,6	0,69	19,4	0,76	276	4000	828	12010	100	3,9	0,25	0,37

ECO 5000

High pressure hose for pressure washer applications, exceeds ISO 7751 class 6



For cold and hot water up to 155°C (310°F)

GENERAL

Tube	Synthetic rubber, resistant against cold and hot water with usual cleaning agents
Reinforcement	Two braids of high tensile steel wire
Cover	Abrasion and ozone resistant synthetic rubber Standard cover: Black, blue or grey
Temperature range	-10°C to 155°C / 14°F to +310°F
Standard branding	Embossed tape
Note	Not suitable for steam and oil hydraulic applications

TECHNICAL DETAILS

Nominal			Internal-Ø		Braid-Ø		External-Ø		Work. pressure (max.)		Min. burst pressure		Bending radius (min.)		Weight approx.	
mm	inch	dash	mm	inch	mm	inch	mm	inch	bar	psi	bar	psi	mm	inch	lbs/ft	kg/m
6	1/4	-4	6,6	0.26	11,7	0.46	13,6	0.54	350	5075	1050	15230	75	3.0	0.20	0,30
8	5/16	-5	8,3	0.32	13,1	0.51	15,3	0.60	350	5075	1050	15230	85	3.3	0.23	0,34
10*	3/8	-6	9,9	0.39	14,5	0.57	16,3	0.64	350	5075	1050	15230	90	3.5	0.22	0,33
12	1/2	-8	13,0	0.51	18,8	0.74	21,0	0.83	350	5075	1050	15230	130	5.1	0.40	0,59

ECO 6000

High pressure hose for pressure washer applications, exceeds ISO 7751 class 6



For cold and hot water up to 155°C (310°F)

GENERAL

Tube	Synthetic rubber, resistant against cold and hot water with usual cleaning agents
Reinforcement	Two braids of high tensile steel wire
Cover	Abrasion and ozone resistant synthetic rubber Standard cover: Black, blue or grey
Temperature range	-10°C to 155°C / 14°F to +310°F
Standard branding	Embossed tape
Note	Not suitable for steam and oil hydraulic applications

TECHNICAL DETAILS

Nominal			Internal-Ø		Braid-Ø		External-Ø		Work. pressure (max.)		Min. burst pressure		Bending radius (min.)		Weight approx.	
mm	inch	dash	mm	inch	mm	inch	mm	inch	bar	psi	bar	psi	mm	inch	lbs/ft	kg/m
6	1/4	-4	6,6	0.26	11,7	0.46	13,6	0.54	414	6000	1242	18015	75	3.0	0.20	0,3
8	5/16	-5	8,3	0.32	13,1	0.51	15,3	0.60	414	6000	1242	18015	85	3.3	0.23	0,34
10*	3/8	-6	9,9	0.39	14,5	0.57	16,3	0.64	420	6090	1260	18275	65	2.6	0.22	0,33
12	1/2	-8	13,0	0.51	18,8	0.74	21,0	0.83	414	6000	1242	18015	130	5.1	0.40	0,59

5

**HOSE TYPE APPROVAL
CERTIFICATES**

**SPECIFICATION OF HOSE
LENGTH IN ONE SHIPMENT**

TYPE APPROVAL CERTIFICATES

Approval Types of Semperit Hoses:

Off-shore	DNV GL Det Norske Veritas – Germanischer Lloyd
	ABS American Bureau of Shipping
	RINA Registro Italiano Navale

Mining & Special	MSHA Mine Safety and Health Administration
	OPAVA Technical Laboratories OPAVA
	MA Mining Certificate China
	GOST Gossudarstwenny Standart



Environmental management system according to ISO14001: 2015

SPECIFICATION OF HYDRAULIC HOSE LENGTH IN ONE SHIPMENT

If no specific hose lengths have been agreed on, the percentage of different lengths in any given delivery shall be as follows:

According to EN 853 – 857: ■■■

- min. 80% in lengths over 20 m
- max. 20% in lengths over 10 m to 20 m
- max. 3% in lengths over 1 m to 10 m
- no length of hose may be less than 1 m
- tolerance of the specified coil length is $\pm 2\%$

SEMPERIT standard:

- min. 90% in lengths over 25 m
- max. 10% in lengths over 5 m to 25 m
- no length of hose is less than 5 m
- tolerance of the specified coil length is $\pm 2\%$

SPECIFICATION OF PRESSURE WASHER HOSE LENGTH IN ONE SHIPMENT

SEMPERIT standard:

- Multiples of 10 m – prices on request
- Deviations from standard (fix lengths, cut and coiled, ready for crimping) – prices on request

6

**GENERAL INFORMATION
ON USE**

GENERAL INFORMATION ON THE USE OF OUR PRODUCTS

The choice of the correct type of hose is very important for proper and safe use in service.

Please check the suitability of the chosen product for the customer's specific applications, and instruct your customers accurately about the functional range of our products and their limitations.

Please note that the suitability of a chosen product for the customer's specific application can only be determined in individual cases and is dependent on the specific installation situation (especially the hose curvature), the combination with a coupling, and the compatibility of the medium with the inner surface of the hose (inner liner).

Additionally: not suitable for aerial vehicles

Please consult our home page hoses.semperitgroup.com for further information in detail. This brief overview does not replace specific advice in individual cases.

Please obtain specific advice in the event of any uncertainty!

The number of potential operating hours decreases if the hose is used under unfavorable operating conditions. These include maximum operational pressure, maximum temperature, and minimum bending radius. When several of these factors coincide, the product deteriorates more rapidly and therefore must be replaced sooner.

Therefore please verify operating conditions regularly, and adapt your replacement cycle to them.

Please note: Before using our products with new or untested media, or for applications that are not clearly indicated in the product information, written advice must be obtained from a specialist dealer or a Semperit application engineer. For safety reasons, all products must be inspected regularly for operational safety and replaced in the event of any damage (especially of the cover) or unusual signs of wear and tear. All products must be stored, handled, and maintained in accordance with all our respective instructions and DIN 7716:1982. Notwithstanding the above listed temperature range the maximum surface temperature of the SemperShield hose cover must not exceed 120°C. The information in our catalogue as well as each individual datasheet is subject to change at any time without notice since we are constantly developing and improving our products and due to constant technical developments after the latest release date of the catalogue and/or individual datasheets. In order to always have the latest product and safety information make sure you visit our website (hoses.semperitgroup.com) regularly or contact one of our specialist dealers or a Semperit application engineer. All contracts concluded with us are exclusively subject to our general terms and conditions (available at hoses.semperitgroup.com).

Important notice: Our catalogue and any individual datasheet have been prepared with great care in order to provide you with all the information you need. The information contained therein is based on the state-of-the-art industrial technology and many years of experience and testing; whenever indicated for a certain product, we also confirm conformity with the resistance requirements of the media indicated in the product catalogue. However, the individual conditions of storage, maintenance and use decisively affect the safe and durable use of each product. The quality and safety of our products as indicated in the catalogue or individual datasheets are therefore strictly subject to the continuous observance of all specifications and restrictions in our written product information, applicable laws and standards. We reject any liability for safety issues or other consequences due to improper product choice, maintenance, or handling (e.g. squashing, rupturing, stretching or filling with non-approved media). Our products must not be used in airplanes or other aerial vehicles under any circumstance. Unless specified otherwise, all hoses are manufactured according to EN853, 856, 857 and SAE J 517. Our products are not designated for the sale to the general public and do not fulfill the conditions for "GS-certification" (voluntary certification related to tested safety).



WARNING: Products shown in this catalogue can expose you to chemicals including 2mercaptobenzothiazole (2-MBT), Benzo(a)pyren and Diisononylphthalate, which are known to the State of California to cause cancer, birth defects, or other reproductive harm. For more information, go to www.P65Warnings.ca.gov. This warning is as of the date of publication of the catalogue.

Publication date: July 2021 © Semperit Technische Produkte GmbH

IMPORTANT INFORMATION:

Incorrect product selection or improper installation of hoses can result in damage to or failure of the hose, (often serious) material damage, and personal injury. Particularly in applications with high operational pressures, non-compliance with specifications can result in serious risk of injury! Therefore, in case of doubt, please seek specific advice!

COMPANY WITH
MANAGEMENT SYSTEM
CERTIFIED BY DNV
ISO 9001-ISO 14001
ISO 45001

EUROPE

AUSTRIA

Semperit Technische Produkte Gesellschaft m.b.H, Triester
Bundeststraße 26, 2632 Wimpassing, Austria
Tel.: +43 2630 310 201
hoses@semperitgroup.com

CZECH REPUBLIC

Semperflex Optimit s.r.o.
Vitkovská ul. 391/29, CZ-74235 Odry
Tel.: +420 556 763 365
sales.odry@semperitgroup.com

GERMANY

Semperflex Rivalit GmbH
Steinhardtter Straße 32 A, D-55596 Waldböckelheim
Tel.: +49 6758 92 92 0
rivalit@semperitgroup.com

AFRICA

SINGAPORE

Semperit Industrial Products (S) Pte Ltd.
8 Jurong Town Hall Road,
#29-05/06 The JTC Summit Singapore 609434
Tel.: +65 6275 4690
semperflex.sg@semperitgroup.com

AMERICAS

USA

Semperit America Headquarter
755 Coweta Industrial Parkway
Newnan, GA 30265, USA
Tel.: +1 800 631 2566
sales.us@semperitgroup.com

ASIA / AUSTRALIA / PACIFIC

CHINA

Semperflex Shanghai Ltd.
1255 Cang Gong Road, Shanghai Chemical Industrial Park
Fengxian Subzone, Shanghai 201417, China
Tel.: +86 (0)21 3758 1133
ssh@semperit.com.cn

SINGAPORE

Semperit Industrial Products (S) Pte Ltd.
8 Jurong Town Hall Road,
#29-05/06 The JTC Summit Singapore 609434
Tel.: +65 6275 4690
semperflex.sg@semperitgroup.com

INDIA

Sempertrans India Private Limited (Business Unit Hoses)
UG-CS-004, Ansal Plaza, Sector-1, Vaishali,
Ghaziabad 201010, India
Tel.: +91 120 4127752
semperflex.india@semperitgroup.com

INDONESIA

Semperit Industrial Products (S) Pte Ltd.
8 Jurong Town Hall Road,
#29-05/06 The JTC Summit Singapore 609434
Tel.: +65 6275 4690
semperflex.sg@semperitgroup.com

www.semperitgroup.com
hoses.semperitgroup.com



SEMPERIT 